

ZOOM:

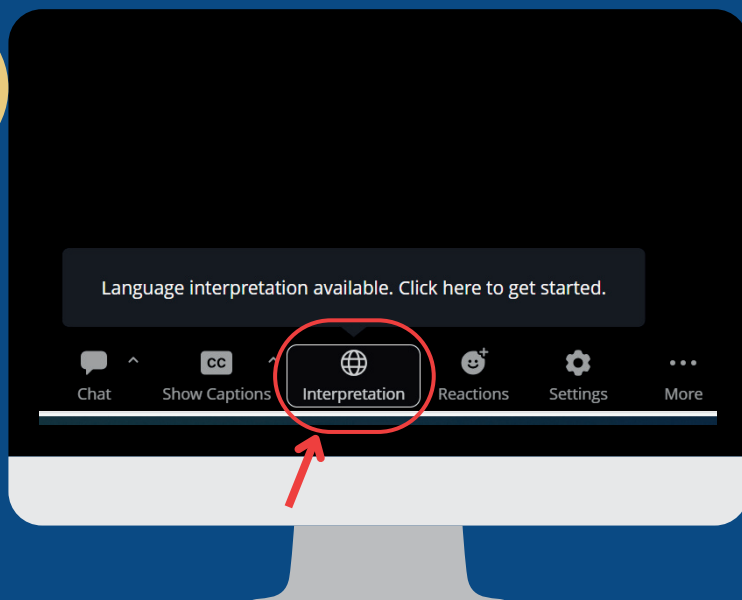
PAANO MAKINIG SA PAGSASALIN NG WIKA

DESKTOP/WEB BROWSER



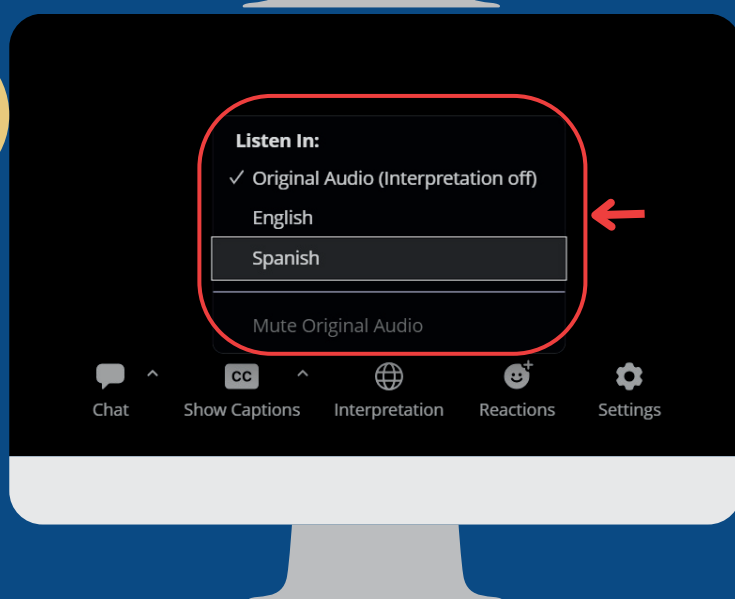
HARBOR
REGIONAL CENTER

1



Sa iyong meeting/webinar controls, pindutin ang Interpretation "🌐"

2



Pindutin ang wikang gusto mong marinig

Pagpipilian

Kung gusto mong marinig ang pagsasalang wika lamang, pindutin/i-tap ang **Mute Original Audio**



@harborregionalcenter



@harborRegnlCtr



@harborRegionalCenter

www.harborrc.org

ZOOM:


PAANO MAKINIG SA PAGSASALIN NG WIKA

MOBILE



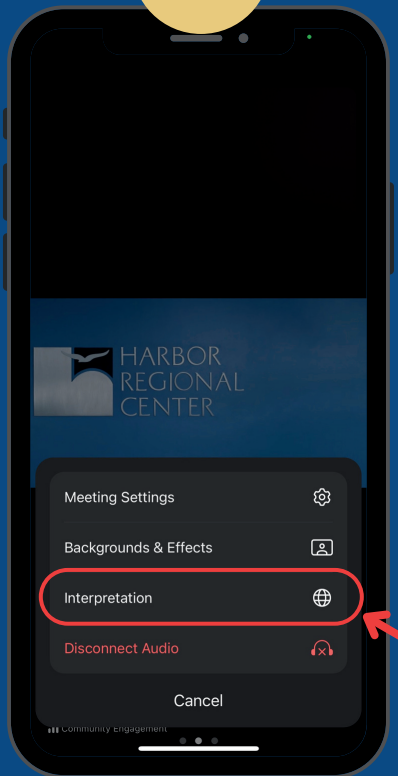
HARBOR
REGIONAL CENTER

1



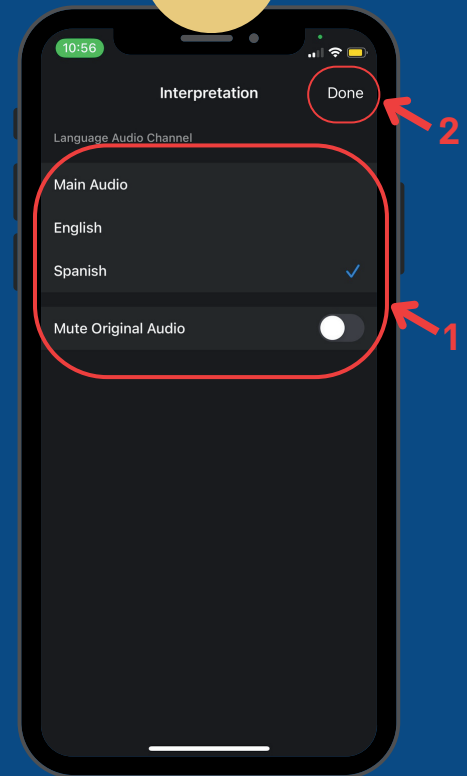
Sa iyong meeting controls, i-tap ANG ellipses ●●●

2



Pindutin ang **Language Interpretation**

3



1. Pindutin ang wikang nais mong marinig
2. Pindutin ang **Done**

PAGPIILIAN

Kung gusto mong marinig ang pagsasalang wika lamang, pindutin/i-tap ang **Mute Original Audio**