

# DDS HCBS Compliance

Data as of August 23, 2024

- State Overview (all HCBS settings combined)
- Statewide Progress by Regional Center
- Regional Center Specific Data

# All Setting Types

## Overview of DDS HCBS Compliance

### HCBS Settings

7687	7648	39	99.5%
Total Settings	Settings Reviewed	Not Yet Visited	Settings Reviewed

### Compliance Status

7483	165	97.8%	97.3%
Compliant	In Progress	Compliant (Reviewed)	Compliant (Required)

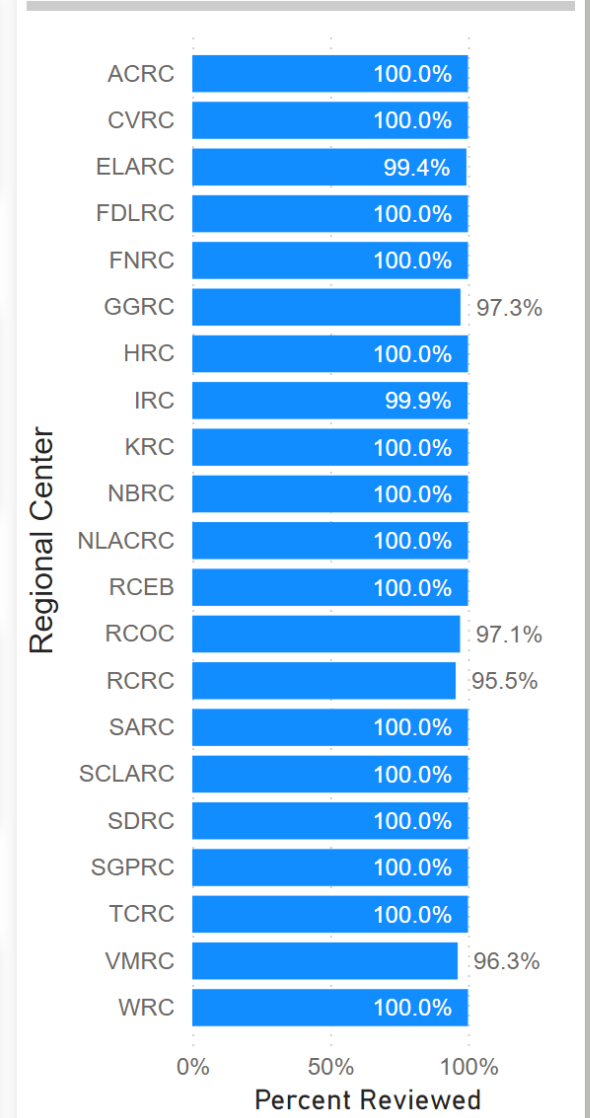
### Remediation Plans

125	40	0
Technical Assistance	CAP Issued	Provider Appeal

### Sanctions

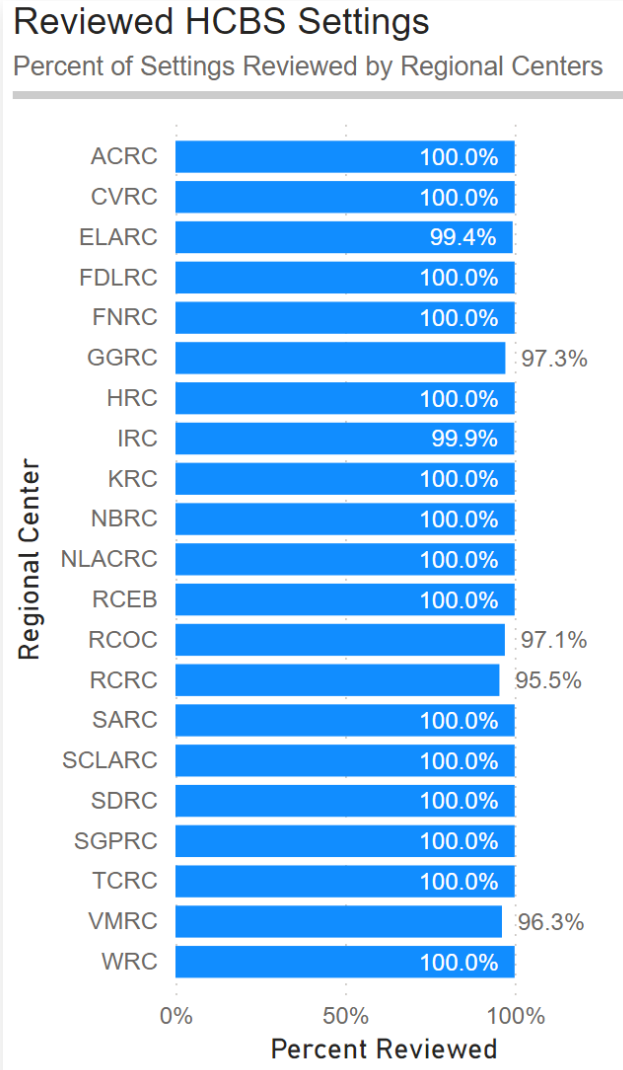
0	0	0
Moratorium	Alternative Options	50% Payment Withhold

### Settings Reviewed by Regional Center



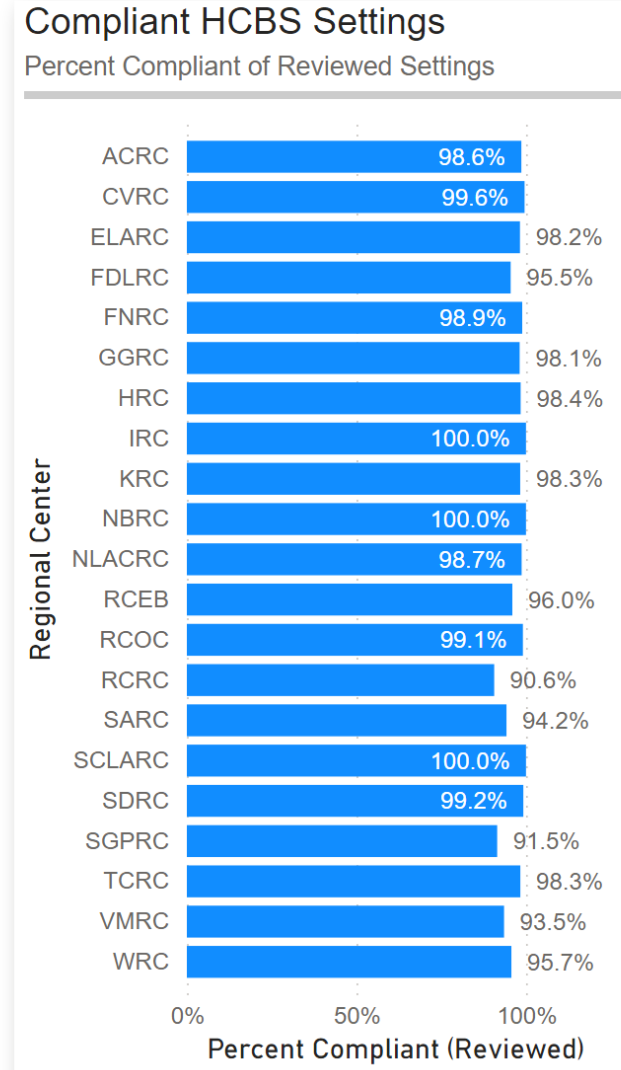
# All Setting Types

## Statewide Progress



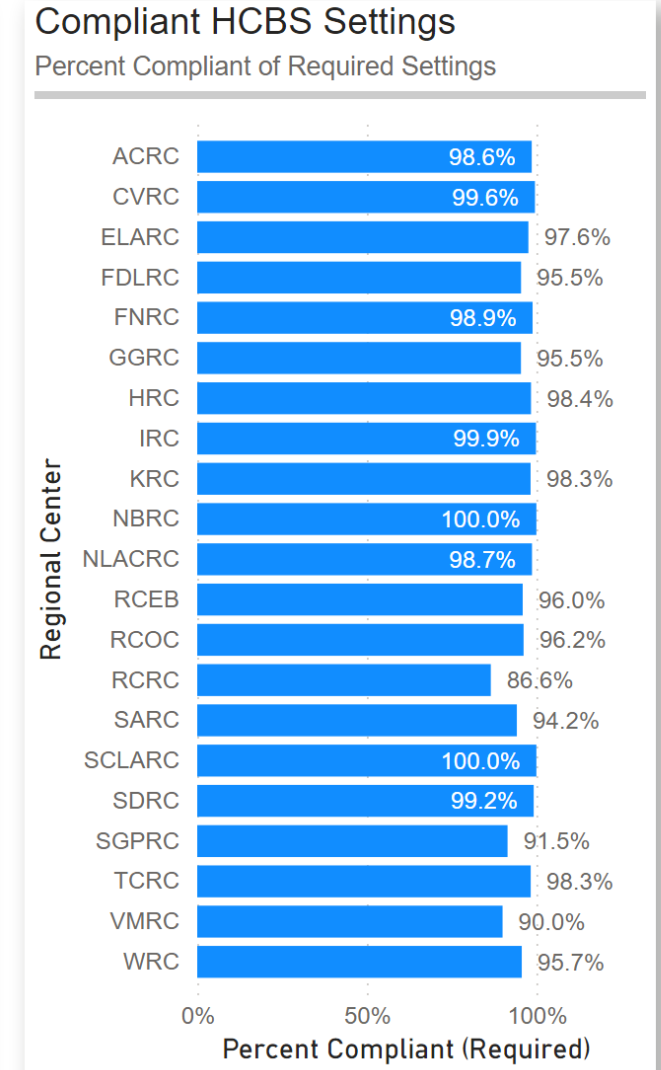
**99.5%**

Statewide Percent Reviewed



**97.8%**

Statewide Percent Compliant (Reviewed)



**97.3%**

Statewide Percent Compliant (Required)

# DDS HCBS Compliance by Regional Center

Regional Center	Total Settings	Settings Reviewed	Not Visited	Percent Reviewed	Compliant	In Progress	Compliant (Reviewed)	Compliant (Required)	Appeal	Moratorium	Alt Options	50% Withhold
ACRC	512	512	0	100.0%	505	7	98.6%	98.6%	0	0	0	0
CVRC	476	476	0	100.0%	474	2	99.6%	99.6%	0	0	0	0
ELARC	170	169	1	99.4%	166	3	98.2%	97.6%	0	0	0	0
FDLRC	177	177	0	100.0%	169	8	95.5%	95.5%	0	0	0	0
FNRC	270	270	0	100.0%	267	3	98.9%	98.9%	0	0	0	0
GGRC	330	321	9	97.3%	315	6	98.1%	95.5%	0	0	0	0
HRC	317	317	0	100.0%	312	5	98.4%	98.4%	0	0	0	0
IRC	858	857	1	99.9%	857	0	100.0%	99.9%	0	0	0	0
KRC	176	176	0	100.0%	173	3	98.3%	98.3%	0	0	0	0
NBRC	307	307	0	100.0%	307	0	100.0%	100.0%	0	0	0	0
NLACRC	389	389	0	100.0%	384	5	98.7%	98.7%	0	0	0	0
RCEB	596	596	0	100.0%	572	24	96.0%	96.0%	0	0	0	0
RCOC	451	438	13	97.1%	434	4	99.1%	96.2%	0	0	0	0
RCRC	67	64	3	95.5%	58	6	90.6%	86.6%	0	0	0	0
SARC	417	417	0	100.0%	393	24	94.2%	94.2%	0	0	0	0
SCLARC	402	402	0	100.0%	402	0	100.0%	100.0%	0	0	0	0
SDRC	636	636	0	100.0%	631	5	99.2%	99.2%	0	0	0	0
SGPRC	306	306	0	100.0%	280	26	91.5%	91.5%	0	0	0	0
TCRC	300	300	0	100.0%	295	5	98.3%	98.3%	0	0	0	0
VMRC	321	309	12	96.3%	289	20	93.5%	90.0%	0	0	0	0
WRC	209	209	0	100.0%	200	9	95.7%	95.7%	0	0	0	0
<b>Total</b>	<b>7687</b>	<b>7648</b>	<b>39</b>	<b>99.5%</b>	<b>7483</b>	<b>165</b>	<b>97.8%</b>	<b>97.3%</b>	<b>0</b>	<b>0</b>	<b>0</b>	<b>0</b>

Service Type

Date

# Residential HCBS Settings

- State Overview
- Statewide Progress
- Regional Center Specific Data

# Residential Settings

## Overview of DDS HCBS Compliance

### HCBS Settings

5655	5635	20	99.6%
Total Settings	Settings Reviewed	Not Yet Visited	Settings Reviewed

### Compliance Status

5504	131	97.7%	97.3%
Compliant	In Progress	Compliant (Reviewed)	Compliant (Required)

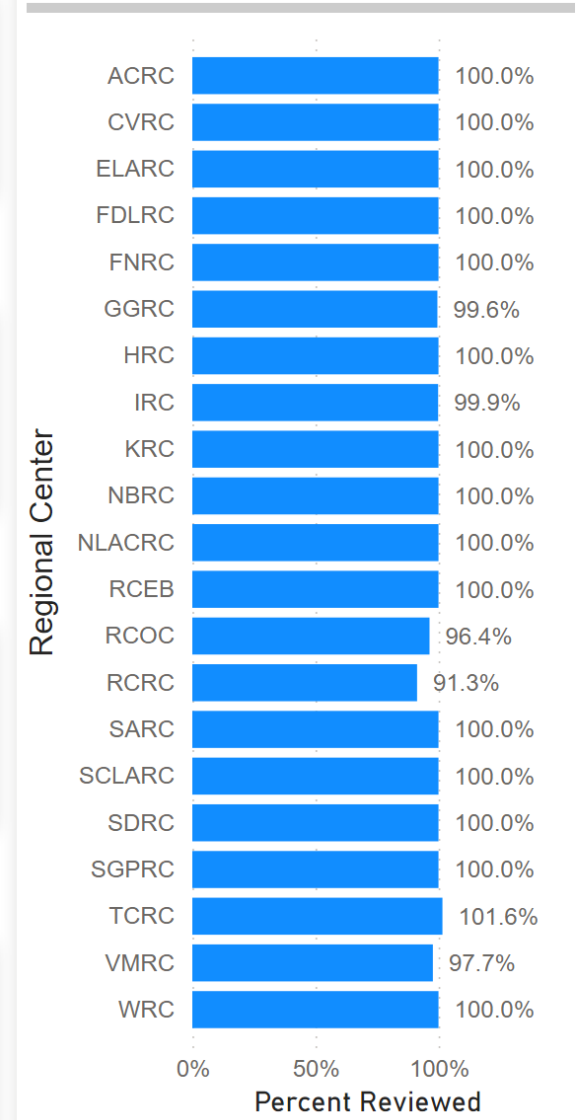
### Remediation Plans

94	37	0
Technical Assistance	CAP Issued	Provider Appeal

### Sanctions

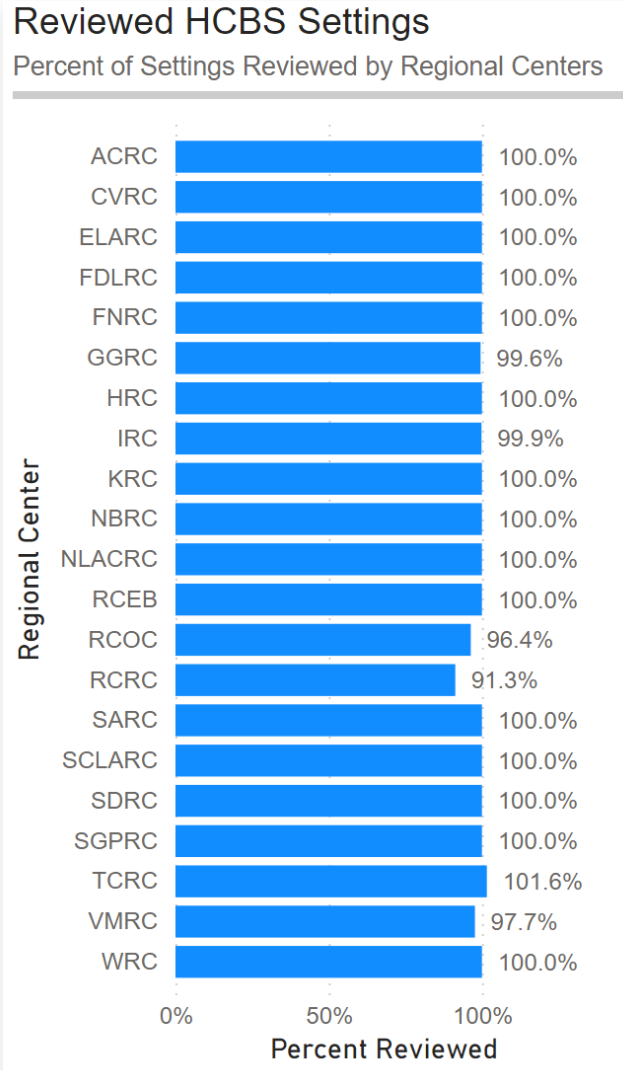
0	0	0
Moratorium	Alternative Options	50% Payment Withhold

### Settings Reviewed by Regional Center

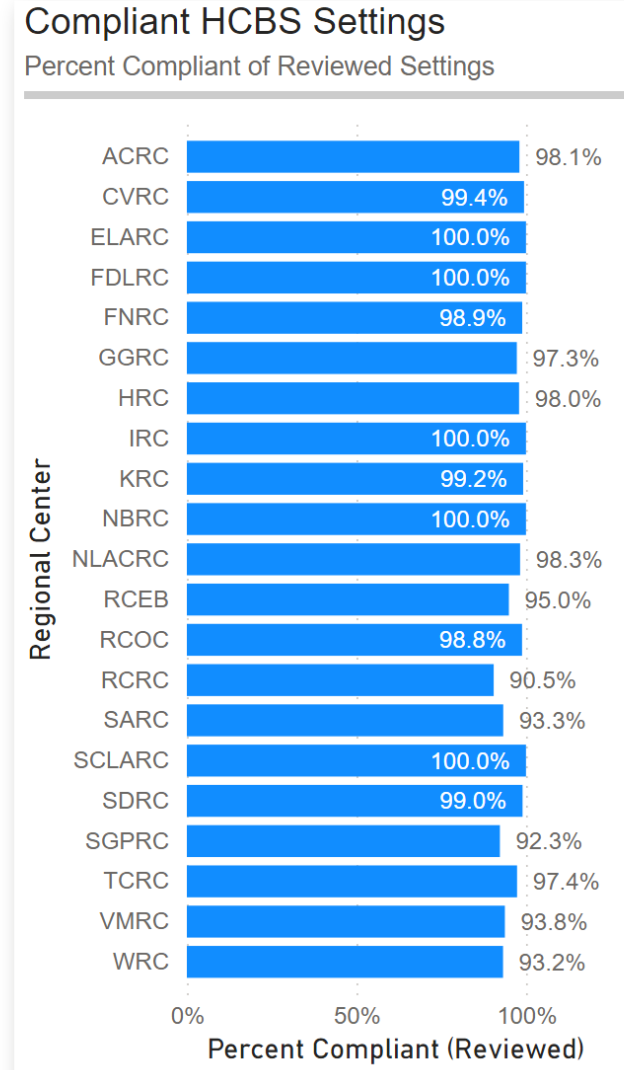


# Residential Settings

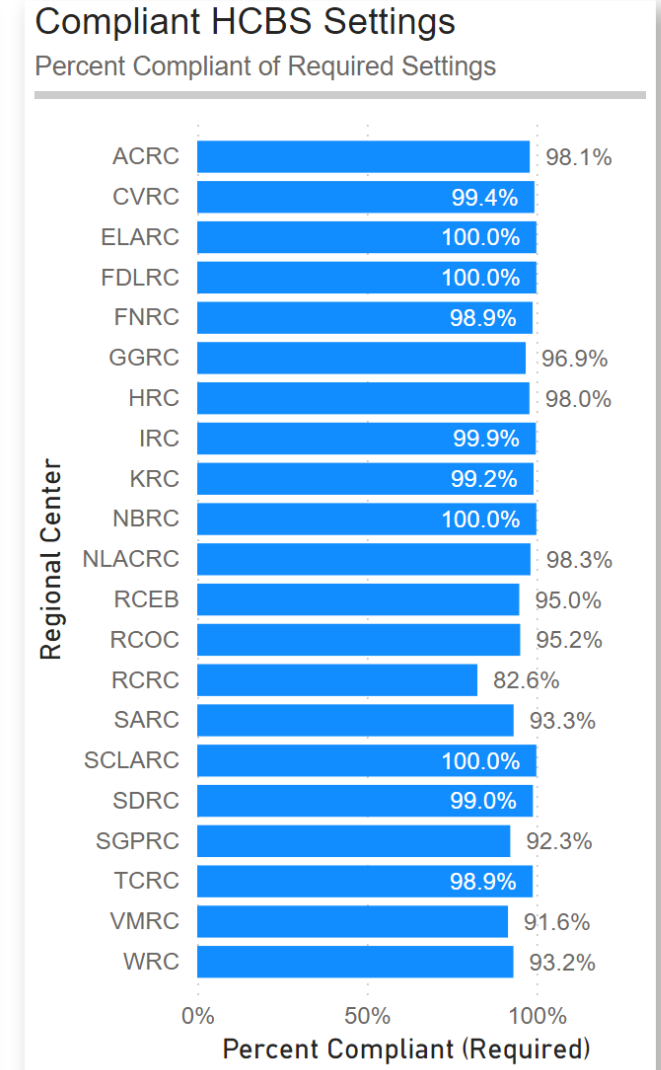
## Statewide Progress



**99.6%**  
Statewide Percent Reviewed



**97.7%**  
Statewide Percent Compliant (Reviewed)



**97.3%**  
Statewide Percent Compliant (Required)

# DDS HCBS Compliance by Regional Center

Regional Center	Total Settings	Settings Reviewed	Not Visited	Percent Reviewed	Compliant	In Progress	Compliant (Reviewed)	Compliant (Required)	Appeal	Moratorium	Alt Options	50% Withhold
ACRC	361	361	0	100.0%	354	7	98.1%	98.1%	0	0	0	0
CVRC	350	350	0	100.0%	348	2	99.4%	99.4%	0	0	0	0
ELARC	129	129	0	100.0%	129	0	100.0%	100.0%	0	0	0	0
FDLRC	121	121	0	100.0%	121	0	100.0%	100.0%	0	0	0	0
FNRC	180	180	0	100.0%	178	2	98.9%	98.9%	0	0	0	0
GGRC	223	222	1	99.6%	216	6	97.3%	96.9%	0	0	0	0
HRC	245	245	0	100.0%	240	5	98.0%	98.0%	0	0	0	0
IRC	692	691	1	99.9%	691	0	100.0%	99.9%	0	0	0	0
KRC	120	120	0	100.0%	119	1	99.2%	99.2%	0	0	0	0
NBRC	200	200	0	100.0%	200	0	100.0%	100.0%	0	0	0	0
NLACRC	288	288	0	100.0%	283	5	98.3%	98.3%	0	0	0	0
RCEB	436	436	0	100.0%	414	22	95.0%	95.0%	0	0	0	0
RCOC	357	344	13	96.4%	340	4	98.8%	95.2%	0	0	0	0
RCRC	23	21	2	91.3%	19	2	90.5%	82.6%	0	0	0	0
SARC	298	298	0	100.0%	278	20	93.3%	93.3%	0	0	0	0
SCLARC	295	295	0	100.0%	295	0	100.0%	100.0%	0	0	0	0
SDRC	494	494	0	100.0%	489	5	99.0%	99.0%	0	0	0	0
SGPRC	260	260	0	100.0%	240	20	92.3%	92.3%	0	0	0	0
TCRC	187	190	-3	101.6%	185	5	97.4%	98.9%	0	0	0	0
VMRC	263	257	6	97.7%	241	16	93.8%	91.6%	0	0	0	0
WRC	133	133	0	100.0%	124	9	93.2%	93.2%	0	0	0	0
<b>Total</b>	<b>5655</b>	<b>5635</b>	<b>20</b>	<b>99.6%</b>	<b>5504</b>	<b>131</b>	<b>97.7%</b>	<b>97.3%</b>	<b>0</b>	<b>0</b>	<b>0</b>	<b>0</b>

Service Type

Residential ▾

Date

08/23/2024 ▾



# Day Service HCBS Settings

- State Overview
- Statewide Progress
- Regional Center Specific Data

# Day Service Settings

## Overview of DDS HCBS Compliance

### HCBS Settings

1885	1866	19	99.0%
Total Settings	Settings Reviewed	Not Yet Visited	Settings Reviewed

### Compliance Status

1834	32	98.3%	97.3%
Compliant	In Progress	Compliant (Reviewed)	Compliant (Required)

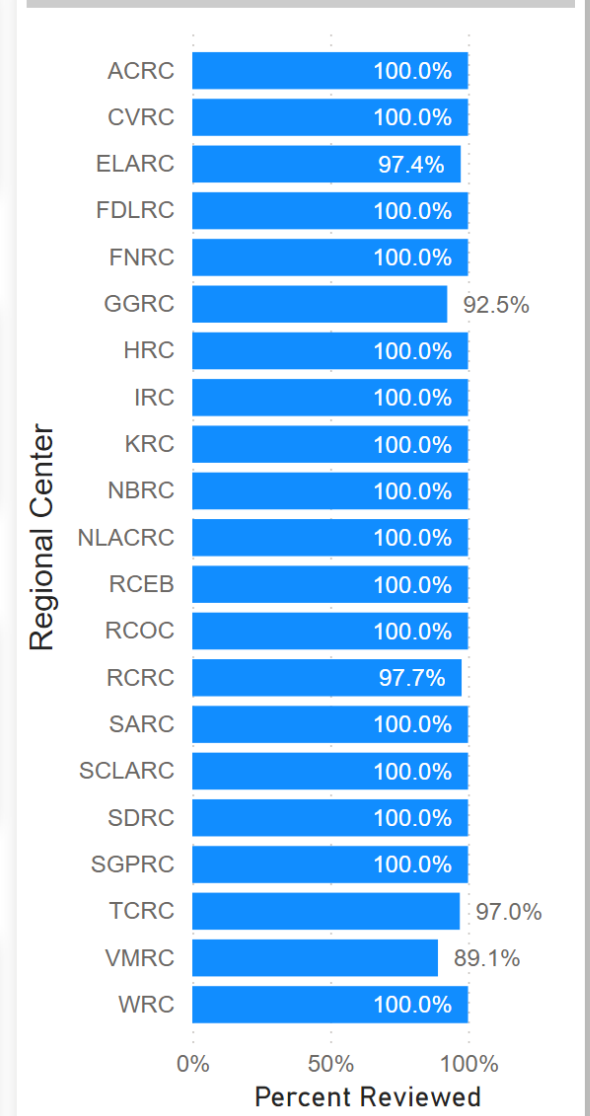
### Remediation Plans

29	3	0
Technical Assistance	CAP Issued	Provider Appeal

### Sanctions

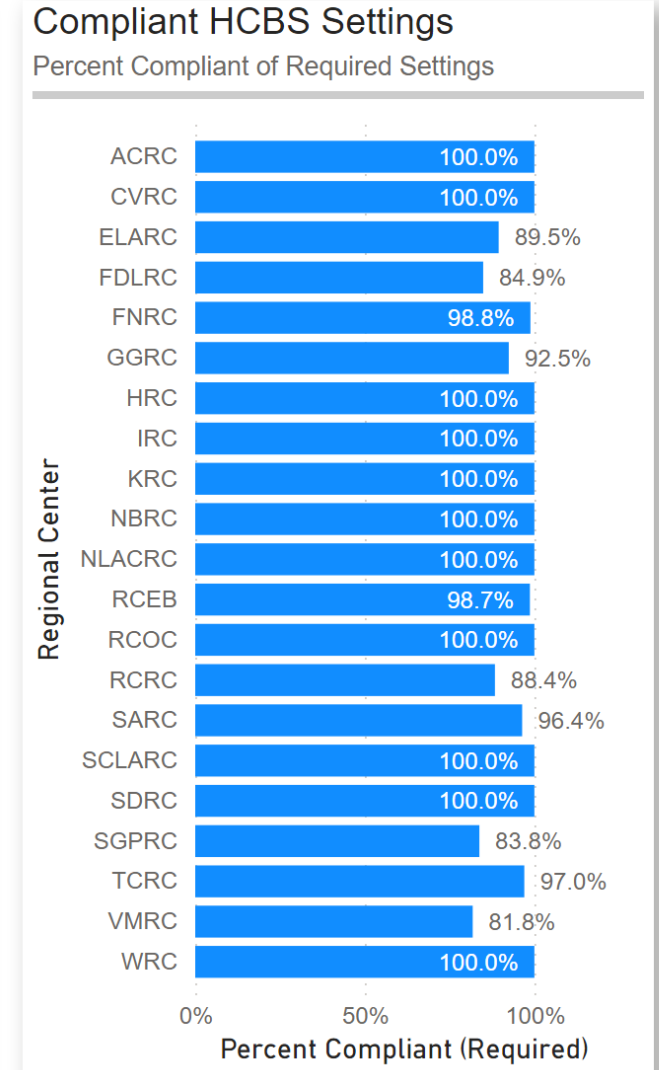
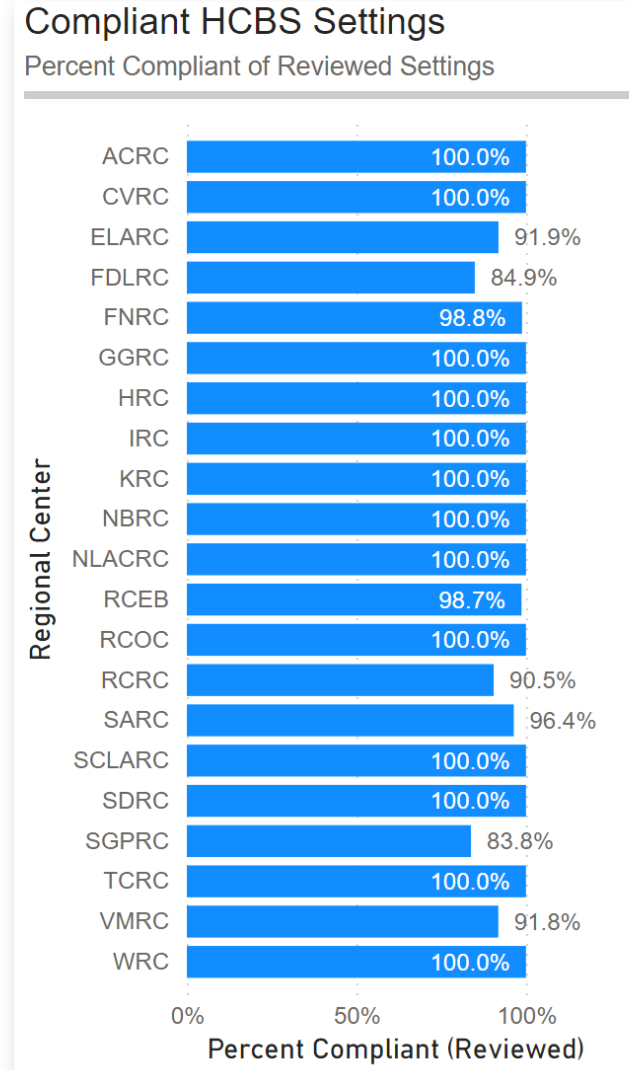
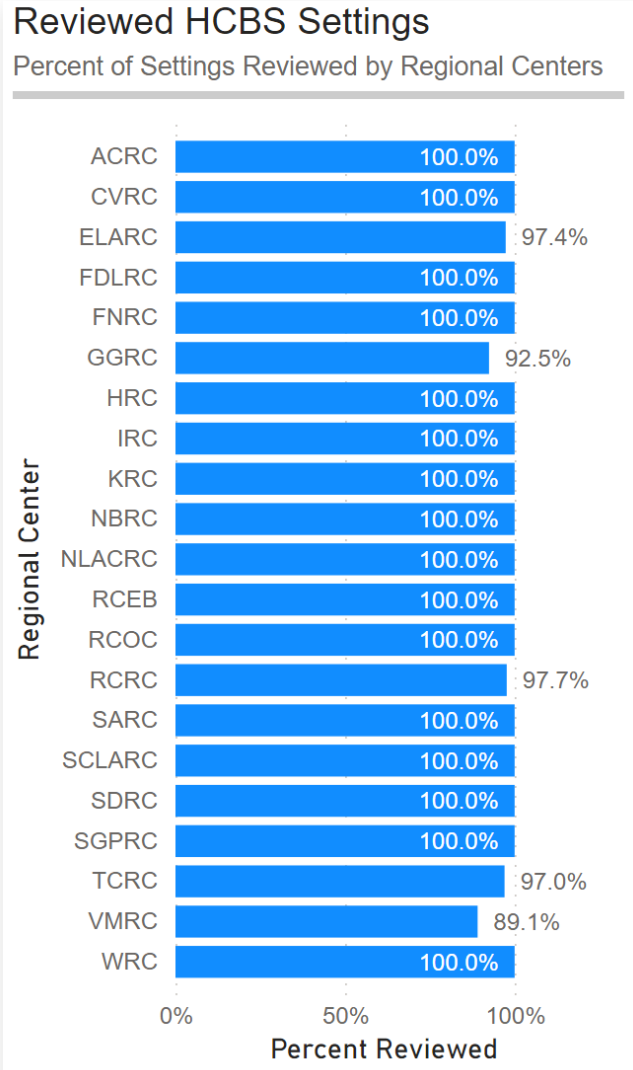
0	0	0
Moratorium	Alternative Options	50% Payment Withhold

### Settings Reviewed by Regional Center



# Day Service Settings

## Statewide Progress



**99.0%**

Statewide Percent Reviewed

**98.3%**

Statewide Percent Compliant (Reviewed)

**97.3%**

Statewide Percent Compliant (Required)

# DDS HCBS Compliance by Regional Center

Regional Center	Total Settings	Settings Reviewed	Not Visited	Percent Reviewed	Compliant	In Progress	Compliant (Reviewed)	Compliant (Required)	Appeal	Moratorium	Alt Options	50% Withhold
ACRC	138	138	0	100.0%	138	0	100.0%	100.0%	0	0	0	0
CVRC	112	112	0	100.0%	112	0	100.0%	100.0%	0	0	0	0
ELARC	38	37	1	97.4%	34	3	91.9%	89.5%	0	0	0	0
FDLRC	53	53	0	100.0%	45	8	84.9%	84.9%	0	0	0	0
FNRC	86	86	0	100.0%	85	1	98.8%	98.8%	0	0	0	0
GGRC	106	98	8	92.5%	98	0	100.0%	92.5%	0	0	0	0
HRC	66	66	0	100.0%	66	0	100.0%	100.0%	0	0	0	0
IRC	137	137	0	100.0%	137	0	100.0%	100.0%	0	0	0	0
KRC	52	52	0	100.0%	52	0	100.0%	100.0%	0	0	0	0
NBRC	99	99	0	100.0%	99	0	100.0%	100.0%	0	0	0	0
NLACRC	96	96	0	100.0%	96	0	100.0%	100.0%	0	0	0	0
RCEB	152	152	0	100.0%	150	2	98.7%	98.7%	0	0	0	0
RCOC	91	91	0	100.0%	91	0	100.0%	100.0%	0	0	0	0
RCRC	43	42	1	97.7%	38	4	90.5%	88.4%	0	0	0	0
SARC	111	111	0	100.0%	107	4	96.4%	96.4%	0	0	0	0
SCLARC	105	105	0	100.0%	105	0	100.0%	100.0%	0	0	0	0
SDRC	134	134	0	100.0%	134	0	100.0%	100.0%	0	0	0	0
SGPRC	37	37	0	100.0%	31	6	83.8%	83.8%	0	0	0	0
TCRC	101	98	3	97.0%	98	0	100.0%	97.0%	0	0	0	0
VMRC	55	49	6	89.1%	45	4	91.8%	81.8%	0	0	0	0
WRC	73	73	0	100.0%	73	0	100.0%	100.0%	0	0	0	0
<b>Total</b>	<b>1885</b>	<b>1866</b>	<b>19</b>	<b>99.0%</b>	<b>1834</b>	<b>32</b>	<b>98.3%</b>	<b>97.3%</b>	<b>0</b>	<b>0</b>	<b>0</b>	<b>0</b>

Service Type

Date

# Employment HCBS Settings

- State Overview
- Statewide Progress
- Regional Center Specific Data

# Employment Settings

## Overview of DDS HCBS Compliance

### HCBS Settings

147	147	0	100.0%
Total Settings	Settings Reviewed	Not Yet Visited	Settings Reviewed

### Compliance Status

145	2	98.6%	98.6%
Compliant	In Progress	Compliant (Reviewed)	Compliant (Required)

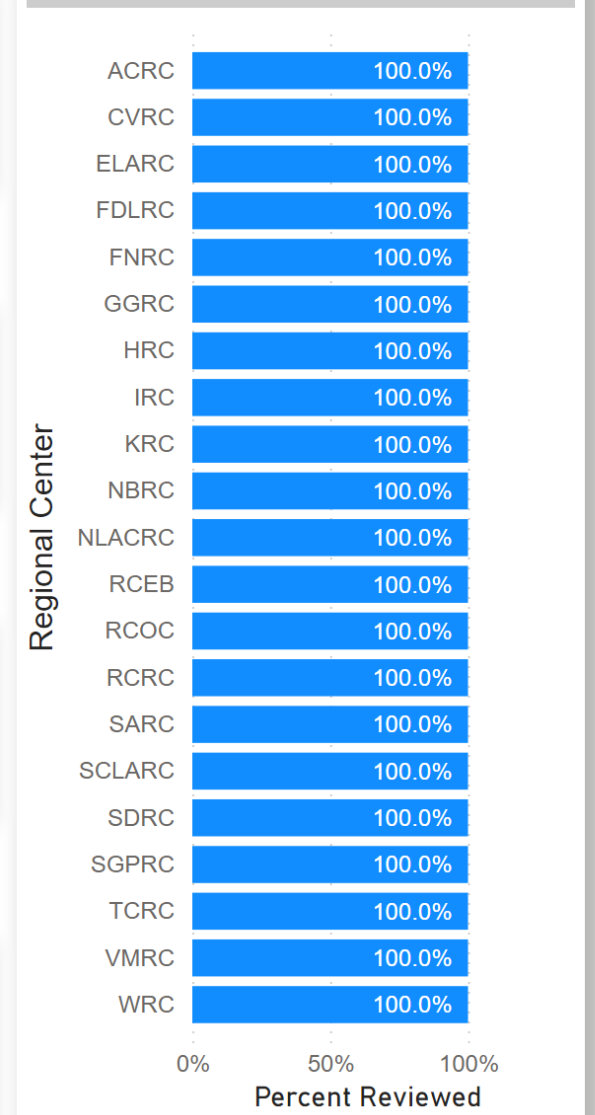
### Remediation Plans

2	0	0
Technical Assistance	CAP Issued	Provider Appeal

### Sanctions

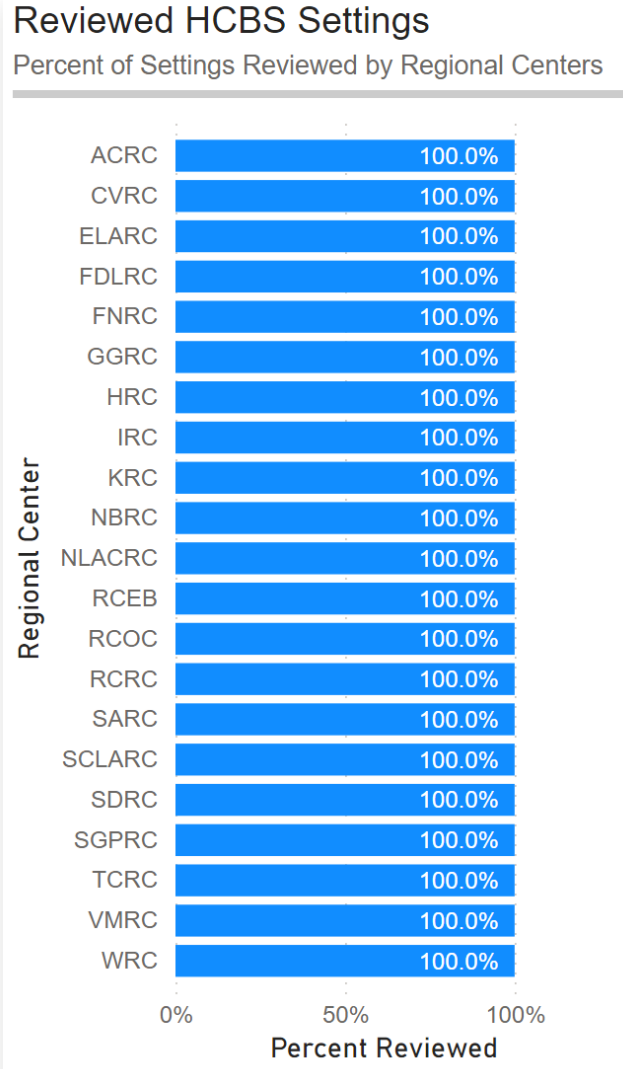
0	0	0
Moratorium	Alternative Options	50% Payment Withhold

### Settings Reviewed by Regional Center

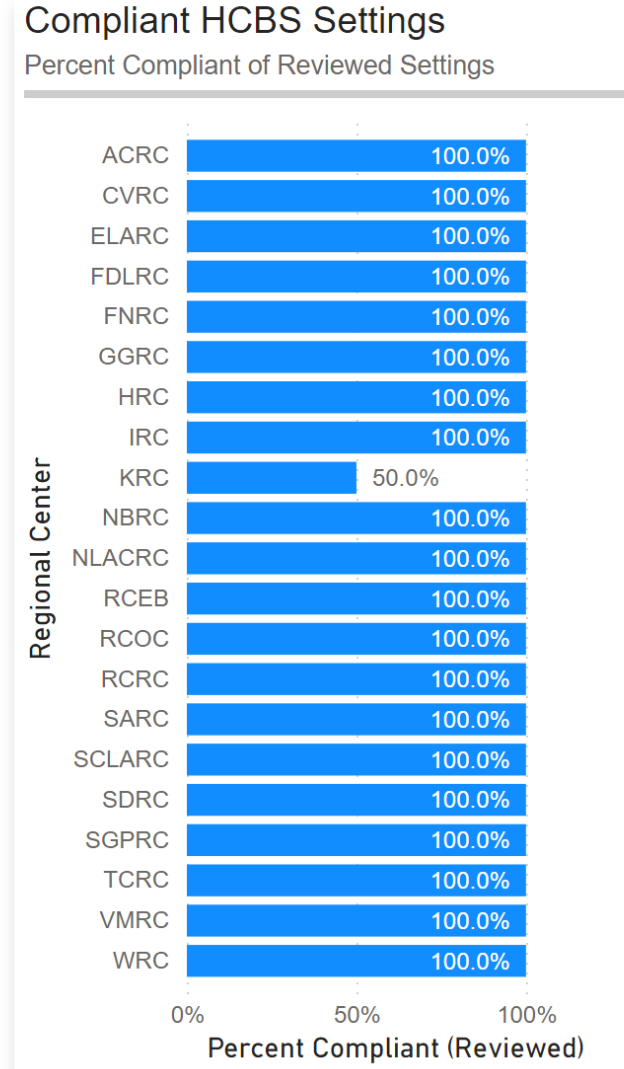


# Employment Settings

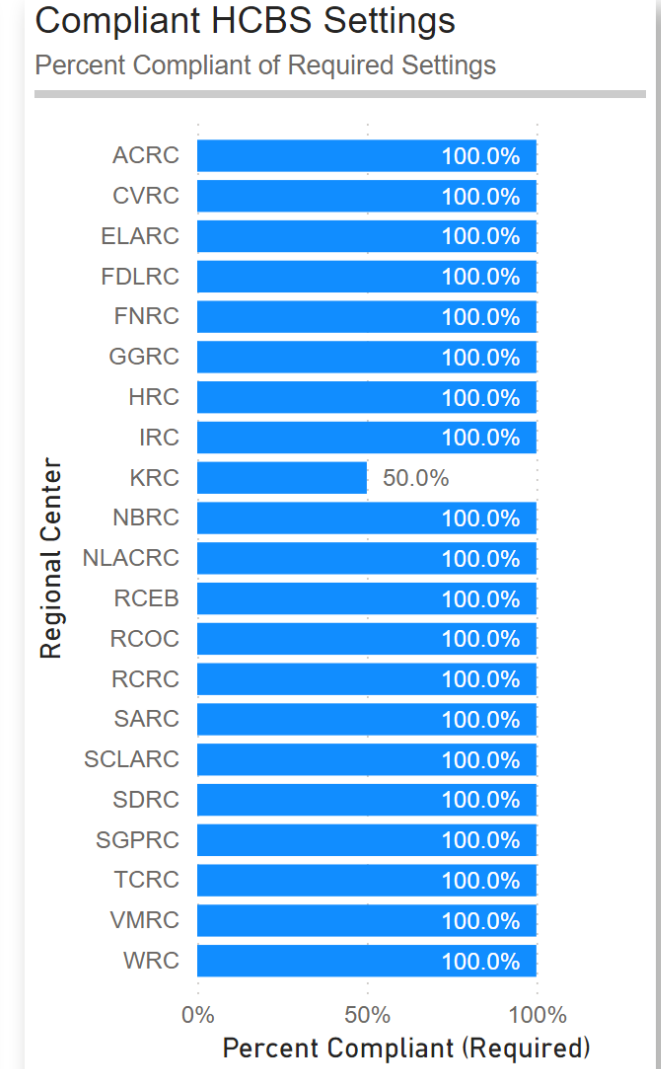
## Statewide Progress



**100.0%**  
Statewide Percent Reviewed



**98.6%**  
Statewide Percent Compliant (Reviewed)



**98.6%**  
Statewide Percent Compliant (Required)

# DDS HCBS Compliance by Regional Center

Regional Center	Total Settings	Settings Reviewed	Not Visited	Percent Reviewed	Compliant	In Progress	Compliant (Reviewed)	Compliant (Required)	Appeal	Moratorium	Alt Options	50% Withhold
ACRC	13	13	0	100.0%	13	0	100.0%	100.0%	0	0	0	0
CVRC	14	14	0	100.0%	14	0	100.0%	100.0%	0	0	0	0
ELARC	3	3	0	100.0%	3	0	100.0%	100.0%	0	0	0	0
FDLRC	3	3	0	100.0%	3	0	100.0%	100.0%	0	0	0	0
FNRC	4	4	0	100.0%	4	0	100.0%	100.0%	0	0	0	0
GGRC	1	1	0	100.0%	1	0	100.0%	100.0%	0	0	0	0
HRC	6	6	0	100.0%	6	0	100.0%	100.0%	0	0	0	0
IRC	29	29	0	100.0%	29	0	100.0%	100.0%	0	0	0	0
KRC	4	4	0	100.0%	2	2	50.0%	50.0%	0	0	0	0
NBRC	8	8	0	100.0%	8	0	100.0%	100.0%	0	0	0	0
NLACRC	5	5	0	100.0%	5	0	100.0%	100.0%	0	0	0	0
RCEB	8	8	0	100.0%	8	0	100.0%	100.0%	0	0	0	0
RCOC	3	3	0	100.0%	3	0	100.0%	100.0%	0	0	0	0
RCRC	1	1	0	100.0%	1	0	100.0%	100.0%	0	0	0	0
SARC	8	8	0	100.0%	8	0	100.0%	100.0%	0	0	0	0
SCLARC	2	2	0	100.0%	2	0	100.0%	100.0%	0	0	0	0
SDRC	8	8	0	100.0%	8	0	100.0%	100.0%	0	0	0	0
SGPRC	9	9	0	100.0%	9	0	100.0%	100.0%	0	0	0	0
TCRC	12	12	0	100.0%	12	0	100.0%	100.0%	0	0	0	0
VMRC	3	3	0	100.0%	3	0	100.0%	100.0%	0	0	0	0
WRC	3	3	0	100.0%	3	0	100.0%	100.0%	0	0	0	0
<b>Total</b>	<b>147</b>	<b>147</b>	<b>0</b>	<b>100.0%</b>	<b>145</b>	<b>2</b>	<b>98.6%</b>	<b>98.6%</b>	<b>0</b>	<b>0</b>	<b>0</b>	<b>0</b>

Service Type

Employment ∨

Date

08/23/2024 ∨



# Overview of DDS HCBS Compliance

## **Total Settings**

This indicates HCBS settings whose practices are required to be reviewed due to having service codes which group individuals for the provision of services.

## **Settings Reviewed (count)**

This indicates HCBS settings who have received a review.

## **Not Yet Visited**

This indicates HCBS settings who have not received a review yet.

## **Settings Reviewed (percentage)**

This indicates a percentage of settings reviewed by a regional center.

## **Compliant**

This indicates HCBS settings that have been found to be compliant

## **In Progress**

This indicates HCBS settings that were found to not be fully compliant at the time of initial review and are in the process of remediation (Technical Assistance + CAP Issued + Provider Appeal + Moratorium + Alternative Options + 50% Payment Withhold).

## **Compliant (Reviewed)**

This indicates a percentage for HCBS settings that have been reviewed as compliant against all settings that have been reviewed so far.

## **Compliant (Required)**

This indicates a percentage for HCBS settings that have been reviewed as compliant against all settings that require a review including settings that have not been reviewed yet.

## **Technical Assistance**

This indicates HCBS settings that are not HCBS compliant but do not require a formal corrective action plan to remediate.

## **CAP Issued**

This indicates HCBS settings that are not HCBS compliant and require a formal corrective action plan to remediate.

## **Provider Appeal**

This indicates HCBS settings that have filed an appeal with their regional center regarding the determination of their HCBS review.

## **Moratorium**

This indicates HCBS settings that have been sanctioned by a hold on new referrals.

## **Alternative Options**

This indicates HCBS settings that have been sanctioned by formally informing individuals served of alternative options to their current residential, day service, or employment provider.

## **50% Payment Withhold**

This indicates HCBS settings that have been sanctioned by withholding 50% of their monthly payment which corresponds with the California's federal match rate for Medicaid.

## **HCBS Settings Reviewed by Regional Center**

This indicates a percentage of settings reviewed by each regional center.

# Statewide Progress

## **Reviewed HCBS Settings**

This graph indicates the percent of HCBS settings reviewed by each regional center.

## **Compliant HCBS Settings (Reviewed)**

This graph indicates the percent of HCBS settings that have been reviewed as compliant against all settings that have been reviewed so far.

## **Compliant HCBS Settings (Required)**

This graph indicates the percent of HCBS setting that have been reviewed as compliant against all settings that require a review including settings that have not been reviewed yet.