




WELCOME



Harbor Developmental Disabilities Foundation

July 18, 2023



JULY MEETING OF THE BOARD OF TRUSTEES

TUESDAY, July 18, 2023 @ 6:00 p.m.

Via ZOOM Webinar

https://us06web.zoom.us/webinar/register/WN_sFYmXhKyS-ul8z37Jv9W3g

A G E N D A

1. **CALL TO ORDER & INTRODUCTIONS.....JOSEPH CZARSKE, President**
2. **MINUTES OF THE MAY 16, 2023 MEETING.....DAVID GAUTHIER, Secretary**
3. **TREASURER'S REPORT.....DR. JAMES FLORES, Treasurer**
4. **EXECUTIVE REPORT*.....PATRICK RUPPE, Executive Director**
 - Board Approval for FY 2023-24 Board Committees & Chairs
 - Contracts for Board Ratification: Five Purchase of Service | Housing Developments & Financial Management Service & EBSH
 - Contracts for Board Approval: Two Operations | Professional Services & Furniture Purchase & Installation
 - Presentation: Legal & Forensic Issues, by Judy Taimi, Director of Adult Services
5. **COMMITTEE REPORTS:**
 - a) **ARCA.....JOSEPH CZARSKE, HRC REPRESENTATIVE**
 - b) **AUDIT.....JOSEPH CZARSKE, CHAIRPERSON**
 - c) **BOARD DEVELOPMENTJOSEPH CZARSKE, CHAIRPERSON**
 - d) **BOARD PLANNING.....KIM VUONG, CHAIRPERSON**
 - e) **CLIENT ADVISORY.DAVID GAUTHIER, CHAIRPERSON**
 - f) **CLIENT SERVICES.....PATRICIA JORDAN, CHAIRPERSON**
 - g) **COMMUNITY RELATIONS.....ANN LEE, Ph.D, CHAIRPERSON**
 - h) **RETIREMENT.....DR. JAMES FLORES, CHAIRPERSON**
 - i) **SELF-DETERMINATION.....ANTOINETTE PEREZ, LIAISON**
 - j) **SERVICE PROVIDER ADVISORY.....ANGELA RODRIGUEZ, CHAIRPERSON**
6. **PUBLIC INPUT/ANNOUNCEMENTS**
7. **CLOSED SESSION.....JOSEPH CZARSKE, President**
8. **ADJOURNMENT – 8:00 p.m.**



MINUTES

May 16, 2023



David Gauthier, HDDF Secretary



**MINUTES OF THE MAY 16, 2023 MEETING OF THE BOARD OF TRUSTEES
OF THE HARBOR DEVELOPMENTAL DISABILITIES FOUNDATION**

BOARD PRESENT:

Mr. Ron Bergmann, Board Advisor
Mr. Gordon Cardona, Board Member
Mr. Joe Czarske, Board Member
Dr. James Flores, *Treasurer*
Mr. LaVelle Gates, Board Advisor
Mr. David Gauthier, *Secretary*
Mr. Jeffrey Herrera, Board Member
Ms. Patricia Jordan, Board Member
Ms. Ann Lee, Ph.D, *Vice-President*
Mr. Christopher Patay, *President*
Ms. Angie Rodriguez, Board Member
Ms. Jackie Solorio, Board Member
Ms. Kim Vuong, Board Member

STAFF PRESENT:

Mr. Patrick Ruppe, Executive Director
Ms. Judy Wada, Chief Financial Officer
Ms. Thao Mailloux, Director of Information & Development
Ms. Heather Diaz, Director of Community Services
Ms. LaWanna Blair, Director of Early Childhood Services
Ms. Antoinette Perez, Director of Children's Services
Mr. Bryan Sanchez, Participant Choice Specialist
Ms. Judy Samana Taimi, Director of Adult Services
Ms. Mary Hernandez, Director of Case Management Support Services
Mr. Richard Malin, Manager of IT
Ms. Jennifer Lauro, Executive Assistant
Mr. Jesus Jimenez, Department Assistant Executive Office

BOARD ABSENT:

Mr. Fu-Tien Chiou, Board Advisor
Ms. Laurie Zaleski, Board Member
Dr. Marco Garcia

INTERPRETERS:

Mr. Fernando Nunez, LRA Spanish Interpreter
Ms. Jan Seeley, LRA ASL Interpreter

GUESTS:

Ms. Jamie Van Dusen, DDS
Mr. Albert Feliciano, SCDD
Ms. Sauda Johnson-McNeal, Special Ed Attorney
Ms. Guadalupe Nolasco, HRC Parent
Ms. Celia Pena, HRC Parent
Ms. Maria Ortuno, HRC Parent
Ms. Maria Zavala, HRC Parent
Ms. Naomi Hagel
Ms. Perla Mendoza
Mr. Carlos Cabrera, HRC Staff
Ms. Jazmin Cruz, HRC Staff
Ms. Karina Briseno, HRC Staff
Mr. Luis Barrera, HRC Staff
Ms. Luz Henriquez, HRC Staff
Mr. Mike Ikegami, HRC Director of IT
Ms. Sayla Calderon, HRC Staff
Mr. Tim'an Ford, HRC Staff

CALL TO ORDER

Mr. Patay called the Board to order at 6:01 p.m.

PRESIDENT'S REPORT

Mr. Patay welcomed Board members, guest and staff; Mr. Patay took roll call of Board Members and HRC Staff and a quorum was established.

Mr. Patay reviewed with visitors the various zoom instructions and how to use the interpretation feature.

Mr. Patay encouraged all visitors who wish to address the Board at the end of our meeting during the time we have set aside for public comment to please make a request through the zoom raise your hand feature.

Mr. Patay reminded the Board Members that our next meeting is a training on June 20, 2023 and not a regular business meeting. The next regular business meeting of the Board will be on July 18, 2023.

Mr. Patay announced that tonight is our annual election of Board members and slate of officers for FY 2023-24. Both the election ballot and slate of officers ballot was provided in the Board packet for Board review and consideration. During the reporting of the Board Development Committee, Chairperson Joe Czarske will present the SLATE OF OFFICERS Ballot and the ELECTION Ballot for a vote. Mr. Patay asked the Board members to please use the 'raise your hand' feature in zoom to denote your vote.

Mr. Patay also announced that we will have a CLOSED SESSION tonight to discuss 'Employment Salaries and Benefits'.

Mr. Patay advised that we will now proceed with our regular agenda.

PRESENTATION OF MINUTES

Mr. Gauthier presented the draft minutes of the March 21, 2023 meeting of our Board which were included in the board packet provided to all Board members and posted for the general public on the HRC website. **The MINUTES OF THE MARCH 21, 2023 BOARD MEETING were received and filed.**

PRESENTATION OF FINANCIALS

Dr. Flores reviewed the following financial statements, which were received and filed:

- Harbor Regional Center Monthly Financial Report Fiscal Year 2022-23, dated February 2023
- Harbor Regional Center Functional Expense Summary, dated February 2023
- Harbor Regional Center POS Contract Summary, dated February 2023
- Harbor Regional Center Line Item Report, dated February 2023
- Harbor Regional Center Monthly Financial Report Fiscal Year 2022-23, dated March 2023
- Harbor Regional Center Functional Expense Summary, dated March 2023

- Harbor Regional Center POS Contract Summary, dated March 2023
- Harbor Regional Center Line Item Report, dated March 2023
- Harbor Developmental Disabilities Foundation Harbor Help Fund Statement of Activities Fiscal Year 2022-23

EXECUTIVE REPORT

1. STATE UPDATES: MAY REVISE

Mr. Ruppe summarized the key highlights of the May Revise issued by Governor Newsom specifically how it contains \$14.1 billion total funds, which is a \$1.8 billion increase over last year for our system and an overall 14.6% increase over last year's budget. Mr. Ruppe advised that this increase in funding highlights the governor and the legislator's commitment to the mission of the regional center system. Mr. Ruppe also thanked Director Nancy Bargmann (DDS), Amy Westling (ARCA), and their teams for their excellent advocacy on behalf of the entire development services community this past year.

2. STATE UPDATE: COORDINATED FAMILY SUPPORTS (CFS) PROGRAM

Mr. Ruppe advised that the current budget included funding to begin a pilot program for a new service called coordinated family support services or CFS. Mr. Ruppe informed that CFS services are tailored to the unique needs of the person and shall be provided in a manner that respects an individual's language and culture. Additionally, Mr. Ruppe informed that CFS provides assistance with the coordination of services and supports that allow adults to continue living their family home, such as developing skills in the home, coordinating and getting services delivered, including help with "generic services" and helping individuals access their community. Mr. Ruppe informed that HRC has a Letter of Interest posted on our website to recruit potential providers for this services and are looking forward to provide this service in our community.

3. BORROWING RESOLUTION FOR BOARD APPROVAL – LINE OF CREDIT WITH PACIFIC PREMIER BANK:

Mr. Ruppe informed that it is necessary for Harbor Regional Center to have a line of credit in place in the event we have insufficient cash to ensure that our service providers are paid timely and to meet other obligations. HRC has renewed its line of credit with Pacific Premier Bank. The current loan modification agreement was dated May 19, 2022. The revolving credit commitment will be increased from \$45,000,000.00 to \$50,000,000.00 available beginning July 1, 2023 to manage cash flow requirements as needed. The termination date will be extended from June 30, 2023 to June 30, 2024. Below you will find a borrowing resolution that will require adoption by the Board:
 BORROWING RESOLUTION: RESOLVED that Harbor Regional Center renew its line of credit with Pacific Premier Bank from \$45,000,000.00 to \$50,000,000.00 to manage cash flow requirements as needed.

Ms. Jordan moved to adopt the borrowing resolution as noted above and Dr. Flores seconded the motion, which was unanimously approved by the Board.

4. AWARDED GRANTS: COMMUNITY PLACEMENT PLAN (CPP/COMMUNITY RESOURCE DEVELOPMENT PLAN (CRDP) & SOCIAL RECREATIONAL:

Mr. Ruppe informed that each year the Department of Developmental Services allocates funding to enhance the capacity of the community service delivery system and to reduce the reliance on the use of developmental centers and other restrictive living environments. The Community Placement Plan (CPP) and the Community Resource Development Plan (CRDP) provide funding to the regional centers for the development of a variety of resources, including but not limited to, residential development, transportation, day services and mental health and crisis services. This stream of funding also allows regional centers to develop safe, affordable and sustainable homes as a residential option. Mr. Ruppe reported that this year, HRC received \$2 million dollars in CPP/CRDP Grants for new projects that include homes for medically involved individuals who are Deaf/Hard of Hearing and for individuals managing gender identify and for employment services, a new FMS agency and a Family Home Agency. Additionally, Mr. Ruppe informed that the State also allocated \$12.5 million dollars for Grants for Enhanced Community Integration for Children and Adolescents. These Social Rec Grants will fund projects that enhance and develop integrated and inclusive social and recreational programs for families, children and adolescents with intellectual and developmental disabilities in underserved communities.

5. CONTRACT FOR BOARD APPROVAL – OPERATIONS FOR SOCIAL RECREATIONAL WITH CALIFORNIA ALLIANCE OF BOYS & GIRLS CLUBS:

Mr. Ruppe advised that the Lanterman Act requires any regional center contract which exceeds \$250,000 be approved by the regional center board. Mr. Ruppe indicated that HRC has engaged with the California Alliance of Boys and Girls Clubs to provide social recreational services designed to achieve the following goals:

- Improve accessibility of integrated social and recreational programs that are person-centered, culturally and linguistically responsive to the beliefs, values and choices of children and adolescents with I/DD;
- Utilize and leverage existing community resources to enhance and develop integrated and inclusive social and recreational programs that are safe and age appropriate; and
- Increase the number of RC vendored providers that offer integrated and inclusive social and recreational services to people with I/DD.

The projected annual amount to all Social Recreational Grant providers for all of fiscal year 2022-23 is up to \$2,500,000.00 and \$4,048,517.00.

Ms. Vuong moved to approve the Operations Contract with California Alliance of Boys & Girls Clubs for Social Recreational Services in the projected amount to all Social Recreational Grant providers for all of fiscal year 2022-23 is up to \$2,500,000.00 and \$4,048,517.00 and Ms. Jordan seconded the motion, which was unanimously approved by the Board with no opposition.

6. CONTRACT FOR BOARD APPROVAL – OPERATIONS FOR SOCIAL RECREATIONAL WITH CALIFORNIA STATE ALLIANCE OF YMCAs:

Mr. Ruppe advised that the Lanterman Act requires any regional center contract which exceeds \$250,000 be approved by the regional center board. Mr. Ruppe indicated that HRC has engaged with the California State Alliance of YMCAs to provide social recreational services designed to achieve the following goals:

- Improve accessibility of integrated social and recreational programs that are person-centered, culturally and linguistically responsive to the beliefs, values and choices of children and adolescents with I/DD;
- Utilize and leverage existing community resources to enhance and develop integrated and inclusive social and recreational programs that are safe and age appropriate; and
- Increase the number of RC vendored providers that offer integrated and inclusive social and recreational services to people with I/DD.

The projected annual amount to all Social Recreational Grant providers for all of fiscal year 2022-23 is up to \$1,200,000.00 and \$4,048,517.00.

Mr. Herrera moved to approve the Operations Contract with California State Alliance of YMCAs for Social Recreational Services in the projected amount to all Social Recreational Grant providers for all of fiscal year 2022-23 is up to \$1,200,000.00 and \$4,048,517.00 and Mr. Czarske seconded the motion, which was unanimously approved by the Board with no opposition.

7. CONTRACT FOR BOARD APPROVAL – PURCHASE OF SERVICE FOR PROFESSIONAL SERVICES WITH THE COLUMBUS ORGANIZATION:

Mr. Ruppe advised that the Lanterman Act requires any regional center contract which exceeds \$250,000 be approved by the regional center board. Mr. Ruppe referred the Board to the purchase of service contract for approval of professional services by The Columbus Organization that will allow Columbus to continue to offer competitive pay rates for the professionals we utilize through them. A vote is required by the Board for the approval of this contract.

Mr. Cardona moved to approve the Purchase of Service Contract for Professional Services by The Columbus Organization with a projected annual amount of \$1,880,444 and Ms. Solorio seconded the motion, which was unanimously approved by the Board with no opposition.

8. CONTRACT FOR BOARD APPROVAL – PURCHASE OF SERVICE FOR PROFESSIONAL SERVICES WITH BRILLIANT CORNERS:

Mr. Ruppe advised that the Lanterman Act requires any regional center contract which exceeds \$250,000 be approved by the regional center board. Mr. Ruppe indicated HRC has engaged again with Brilliant Corners, who last year was selected to develop Enhanced Behavioral Support Homes or (EBSH) in our area. Enhanced Behavioral Support Homes serve individuals with severe mal-adaptive behaviors, which includes, but is not limited to the following: property destruction, assaultive behaviors and self-injurious behaviors. Mr. Ruppe stated that developing these homes will allow HRC greater capacity to support individuals near to their families. Therefore a vote is required by the Board for the CPP/CRDP funding, not to exceed \$350,000.00 for acquisition and \$450,000.00 for renovation of this housing development.

Ms. Solorio moved to approve the Purchase of Service Contract for a Housing Development with Brilliant Corners with a total CPP/CRDP funding not to exceed \$350,000.00 for acquisition and \$450,000.00 for renovation and Mr. Gauthier seconded the motion, which was unanimously approved by the Board with no opposition.

9. BLOOD DRIVE:

Mr. Ruppe shared with the Board how HRC will be hosting a blood drive for The American Red Cross on Monday, July 10, 2023 at our Torrance location and on Monday, July 17, 2023 at our Long Beach location. The blood drive will run from 9:00 am to 2:00 pm on both days. Mr. Ruppe thanked HRC’s Manager of Emergency Services, Mr. Vincente Miles for coordinating and organizing this event.

10. SELF-DETERMINATION PROGRAM (SDP) OVERVIEW presentation:

Mr. Ruppe introduced Ms. Antoinette Perez, Director of Children’s and Young Adolescent Department and Mr. Bryan Sanchez, Participant Choice Specialist who jointly made a presentation to the Board on an overview of the Self-Determination Program.

COMMITTEE REPORTS

A. ARCA

Mr. Czarske summarized the key highlights of the March meetings.

B. BOARD DEVELOPMENT

Mr. Czarske reported that the Committee met on April 12th and on May 10th where review of potential new member (Mr. Ramon Gonzalez) and two returning members (Mr. Fu-Tien Chiou and Mr. LaVelle Gates) occurred. Additionally, the Board Development Committee drafted the official Election Ballot and Slate of Officers Ballot for the Fiscal Year 2023-24.

- 1) Mr. Czarske referred the Board to the Official Election Ballot and announced that the Board Development Committee is pleased to recommend the following candidates to serve on the Board. If elected, the term of service will be July 1, 2023 to June 30, 2025. A total of ten (10) Board Members present at tonight’s meeting unanimously voted to elect each member below:

Eber Bayona	10 ayes, 0 no, 0 abstentions = all in favor
Ronald Bergmann	10 ayes, 0 no, 0 abstentions = all in favor
Fu-Tien Chiou	10 ayes, 0 no, 0 abstentions = all in favor
LaVelle Gates	10 ayes, 0 no, 0 abstentions = all in favor
Ramon Gonzalez	10 ayes, 0 no, 0 abstentions = all in favor

- 2) Mr. Czarske referred the Board to the Office Slate of Officers Ballot for Fiscal Year 2023-24 provided in their board packet and asked all Board members for a vote of the following Members: A total of ten (10) Board Members present at tonight’s meeting unanimously voted to elect each Officer below:

Joseph Czarske	President
LaVelle Gates	Vice-President
David Gauthier	Secretary
Dr. James Flores	Treasurer

C. COMMUNITY RELATIONS

Dr. Lee informed that the Committee met on April 12, 2023 and reported on HRC’s involvement in the March 29, 2023 virtual Grassroots Day. Dr. Lee also reported that the Committee will continue to focus on strengthening partnerships with elected officials and to continue to promote partnerships with HRC and the community. The next meeting is scheduled for June 14, 2023.

D. RETIREMENT

Dr. Flores reported on the retirement plan balances as of March 31, 2023.

E. SELF-DETERMINATION ADVISORY

Ms. Perez, Director of Children and Adolescent Services and SDP Liaison advised the Board that the Self-Determination Advisory Committee continues to meet monthly via zoom and provided an update on the April meeting

F. SERVICE PROVIDER ADVISORY

Ms. Rodriguez reported that the Committee met on April 4, 2023 and summarized the highlights of the meeting. The next meeting is scheduled for June 6, 2023.

PUBLIC COMMENT

Mr. Patay advised that public input was next on the agenda. Mr. Patay stated that he will call upon each person who has asked to address the Board and requested that he or she limit their comments to five minutes in order to accommodate everyone.

Mr. Patay indicated that we had zero attendee requests to address the Board through the Raise Your Hand feature this evening.

CLOSED SESSION

Mr. Patay advised that the Board will go into a closed session to discuss employment salaries and benefits, which occurred from 7:20 to 7:36 p.m.

ADJOURNMENT 7:39 p.m.


Mr. Patay thanked all those who participated in our Board meeting tonight.

Submitted by: _____

David Gauthier, Secretary
Board of Trustees
Harbor Developmental Disabilities Foundation



FINANCIALS



Dr. James Flores, HDDDF Treasurer

**HARBOR REGIONAL CENTER
MONTHLY FINANCIAL REPORT
FISCAL YEAR 2022-23
Apr-23**

	FY 2022-23 D-1	Month Exp	Y-T-D Expenses	Proj. Annual Expenses*	Proj. Funds Available
Operations					
Salaries & Benefits**	\$ 37,452,581	\$ 2,668,821	\$ 27,521,277	\$ 37,954,858	\$ (502,277)
Operating Expenses**	9,965,101	678,496	7,034,564	14,406,492	(4,441,391)
less other income	(167,370)	(13,016)	(123,330)	(167,370)	-
Total Operations	<u>47,250,312</u>	<u>3,334,301</u>	<u>34,432,511</u>	<u>52,193,980</u>	<u>(4,943,668)</u>
Purchase of Service					
Regular*	338,462,765	25,286,702	224,648,652	302,662,627	35,800,138
Compliance with HCBS Regulations	622,672	-	-	622,672	-
less other income	(2,144,015)	(129,351)	(1,596,870)	(2,144,015)	-
Subtotal Regular	<u>336,941,422</u>	<u>25,157,350</u>	<u>223,051,782</u>	<u>301,141,284</u>	<u>35,800,138</u>
CPP/CDRP/START ***	100,000	-	-	2,100,000	(2,000,000)
Total Purchase of Service	<u>337,041,422</u>	<u>25,157,350</u>	<u>223,051,782</u>	<u>303,241,284</u>	<u>33,800,138</u>
TOTAL	\$ 384,291,734	\$ 28,491,652	\$ 257,484,293	\$ 355,435,264	\$ 28,856,470
% of Budget	100.00%	7.41%	67.00%	92.49%	

* The Projected Annual Expenses for Regular POS is based on actual expenditures through December and estimated costs of new programs, growth, and pending service provider rate changes. POS includes an offset for other income for ICF SPA expenditures. ICF SPA expenditures are not funded through the contract with DDS but billed separately. The Projected Expenses decreased by \$3.6 million compared to the prior month financial report.

** The letter of intent for the D-1 amendment was received from DDS in September 2022. DDS indicated that 50% of funds for Community Placement Plan/Community Resource Development Plan (CPP/CRDP) and Language Access and Cultural Competency were allocated in the D-1 and that regional centers will receive the remaining funds based on approved plans in a later amendment.
Pending for the D-2 amendment:
-On February 17, 2023, DDS notified HRC of the approval of an additional \$49,329 in CPP/CRDP Operations funds.
-On April 3, 2023, DDS notified HRC of the approval of \$338,726 in CPP/CRDP Operations funds and \$114,222 in Specialized Home Monitoring (SHM) Operations funds.
-On March 15, 2023, DDS notified HRC of the approval of \$363,293 for Social Recreation Grants. Subsequently, HRC is also working with DDS to coordinate Social Recreation Alliance contract management for two (2) state-wide contracts for a total of \$3,685,224.

*** On February 23, 2023, DDS notified HRC of the approval of \$2 million in Community Placement Plan (CPP) and Community Resource Development Plan (CRDP) funds for Start-up for FY 2022-23.

**HARBOR REGIONAL CENTER
FUNCTIONAL EXPENSE SUMMARY
Apr-23**

	FY 2022-23 D-1	Net Expended Month	Y-T-D	Projected Expenses	Proj. Annual Expenses	Proj. Funds Available
Purchase of Service:						
Residential care facilities	\$ 134,342,239	\$ 9,800,699	\$ 95,978,748	\$ 21,193,906	\$ 117,172,654	\$ 17,169,585
Day programs	96,225,763	5,677,733	58,052,659	23,642,756	81,695,414	14,530,349
Other purchased services	107,894,763	9,808,270	70,617,246	33,177,312	103,794,559	4,100,204
HCBS Compliance	622,672	-	-	622,672	622,672	-
TOTAL PURCHASE OF SERVICE	339,085,437	25,286,702	224,648,652	78,636,647	303,285,299	35,800,138
Community Placement & Program Development:						
TOTAL CPP/CDRP/START	\$ 100,000	\$ -	\$ -	2,100,000	\$ 2,100,000	\$ (2,000,000)
Salaries and Related Expenses:						
Salaries	28,723,998	2,070,071	21,240,615	7,919,645	29,160,260	(436,262)
Employee health and retirement benefits	8,317,065	568,272	5,975,877	2,407,203	8,383,080	(66,015)
Payroll taxes	411,518	30,478	304,784	106,734	411,518	-
Total Salaries and related expenses	37,452,581	2,668,821	27,521,277	10,433,582	37,954,858	(502,277)
Operating expenses:						
Facility Rent	4,992,492	509,575	4,680,715	311,777	4,992,492	-
Equipment and facility maintenance	695,333	32,198	439,334	255,999	695,333	-
Equipment purchases	791,716	9,582	167,158	624,558	791,716	-
General	1,185,711	28,289	376,567	5,250,535	5,627,102	(4,441,391)
Communication	679,225	39,387	531,263	147,962	679,225	-
Contract and consultant fee	150,405	1,582	87,487	62,918	150,405	-
General office expenses	479,663	10,773	254,981	224,682	479,663	-
Staff travel	135,850	4,527	18,958	116,892	135,850	-
Legal fees	142,221	277	20,079	122,142	142,221	-
Printing	338,133	11,145	93,202	244,931	338,133	-
Insurance	293,275	27,725	287,988	5,287	293,275	-
Accounting fees	60,800	-	60,800	-	60,800	-
Board expenses	20,277	3,437	16,032	4,245	20,277	-
Total Operating expenses	9,965,101	678,496	7,034,564	7,371,928	14,406,492	(4,441,391)
TOTAL OPERATIONS	47,417,682	3,347,317	34,555,840	17,805,510	52,361,350	(4,943,668)
TOTAL EXPENSES	\$ 386,603,119	\$ 28,634,019	\$ 259,204,493	\$ 98,542,156	\$ 357,746,649	\$ 28,856,470
Revenues:						
ICF SPA Income	\$ (2,144,015)	\$ (129,351)	\$ (1,596,870)	\$ (547,145)	\$ (2,144,015)	\$ -
Other income	(167,370)	(13,016)	(123,330)	(44,040)	(167,370)	-
TOTAL REVENUES	\$ (2,311,385)	\$ (142,367)	\$ (1,720,200)	\$ (591,185)	\$ (2,311,385)	\$ -
TOTAL	\$ 384,291,734	\$ 28,491,652	\$ 257,484,293	\$ 97,950,971	\$ 355,435,264	\$ 28,856,470

Client Caseload

Month End Caseload

17,691

**HARBOR REGIONAL CENTER
POS CONTRACT SUMMARY
Apr-23**

Fiscal Year	Contract	Fund	POS Budget	POS Claimed	Current Balance/ (Deficit)	Projected Expenses	Projected Balance/ (Deficit)
2022-23	D-1	Reg POS	\$ 336,318,750	\$ 223,051,782	\$ 113,266,968	\$ 77,466,830	\$ 35,800,138
		CPP/CDRP/START	100,000	-	100,000	2,100,000	(2,000,000)
		HCBS Compliance	622,672	-	622,672	622,672	-
		TOTAL	<u>\$ 337,041,422</u>	<u>\$ 223,051,782</u>	<u>\$ 113,989,640</u>	<u>\$ 80,189,502</u>	<u>\$ 33,800,138</u>
2021-22	C-4	Reg POS	\$ 287,633,810	\$ 258,566,372	\$ 29,067,438	\$ 5,165,836	\$ 23,901,602
		CPP/CDRP/START	2,635,000	699,624	1,935,376	1,935,376	-
		HCBS Compliance	1,373,394	691,785	681,609	681,609	-
		TOTAL	<u>\$ 291,642,204</u>	<u>\$ 259,957,781</u>	<u>\$ 31,684,423</u>	<u>\$ 7,782,821</u>	<u>\$ 23,901,602</u>
2020-21	B-6	Reg POS	\$ 251,586,411	\$ 244,403,777	\$ 7,182,634	50,000	\$ 7,132,634
		CPP/CDRP	778,725	652,205	126,520	126,520	-
		HCBS Compliance	514,630	362,584	152,046	152,046	-
		TOTAL	<u>\$ 252,879,766</u>	<u>\$ 245,418,566</u>	<u>\$ 7,461,200</u>	<u>\$ 328,566</u>	<u>\$ 7,132,634</u>

HARBOR REGIONAL CENTER
LINE ITEM REPORT
Apr-23

	FY 2022-23 D-1	Net Expended Month	Y-T-D	Projected Expenses	Proj. Annual Expenses	Proj. Funds Available
PURCHASE OF SERVICE						
Regular						
320** Out-of-Home	134,342,239	\$ 9,800,699	\$ 95,978,748	\$ 21,193,906	\$ 117,172,654	\$ 17,169,585
430** Day Programs	96,225,763	5,677,733	58,052,659	23,642,756	81,695,414	14,530,349
6505* Transportation	10,759,074	467,459	6,457,612	1,562,464	8,020,076	2,738,998
650** Other Services	97,135,689	9,340,811	64,159,634	31,614,848	95,774,483	1,361,206
TBD HCBS Compliance	622,672	-	-	622,672	622,672	-
Subtotal Regular POS	<u>339,085,437</u>	<u>25,286,702</u>	<u>224,648,652</u>	<u>78,636,647</u>	<u>303,285,299</u>	<u>35,800,138</u>
Revenue						
20090 ICF SPA Income	(2,144,015)	(129,351)	(1,596,870)	(547,145)	(2,144,015)	-
TOTAL PURCHASE OF SERVICE	<u>336,941,422</u>	<u>25,157,350</u>	<u>223,051,782</u>	<u>78,089,502</u>	<u>301,141,284</u>	<u>35,800,138</u>
Community Placement & Program Development						
32010 Start Up	-	-	-	2,000,000	2,000,000	(2,000,000)
65*** Placement/Assessment	100,000	-	-	100,000	100,000	-
TBD START (Non-CPP Ops)	-	-	-	-	-	-
TOTAL CPP/CDRP/START	<u>100,000</u>	<u>-</u>	<u>-</u>	<u>2,100,000</u>	<u>2,100,000</u>	<u>(2,000,000)</u>
OPERATIONS						
Salaries & Benefits						
2501- Salaries and Wages	28,723,998	2,070,071	21,240,615	7,919,645	29,160,260	(436,262)
2503- Benefits	8,728,583	598,750	6,280,661	2,513,937	8,794,598	(66,015)
Subtotal Salaries & Benefits	<u>37,452,581</u>	<u>2,668,821</u>	<u>27,521,277</u>	<u>10,433,582</u>	<u>37,954,858</u>	<u>(502,277)</u>
Operating Expenses						
30020 Equipment Maint	364,912	20,765	245,143	119,769	364,912	-
30030 Facility Rental	4,890,567	509,575	4,680,715	209,852	4,890,567	-
30035 Facility Rent Subleases	101,925	-	-	101,925	101,925	-
30040 Facility Maint	330,421	11,433	194,191	136,230	330,421	-
30050 Communication	679,225	39,387	531,263	147,962	679,225	-
30060 General Office Exp	196,538	6,956	105,189	91,349	196,538	-
30070 Printing	338,133	11,145	93,202	244,931	338,133	-
30080 Insurance	293,275	27,725	287,988	5,287	293,275	-
30090 Utilities	16,924	3,432	12,776	4,148	16,924	-
30110 Data Processing Maint	258,539	250	130,804	127,735	258,539	-
30123 Interest/Bank Expense	7,662	134	6,212	1,450	7,662	-
30140 Legal Fees	142,221	277	20,079	122,142	142,221	-
30150 Board of Dir. Exp	20,277	3,437	16,032	4,245	20,277	-
30160 Accounting Fees	60,800	-	60,800	-	60,800	-
30170 Equipment Purchases	791,716	9,582	167,158	624,558	791,716	-
30180 Contr/Consult Services	150,405	1,582	87,487	62,918	150,405	-
30184 Clinical Services	93,952	8,924	61,271	32,681	93,952	-
30185 Employee Conferences	49,868	2,570	12,872	36,996	49,868	-
30220 Travel in State	35,850	2,441	10,062	25,788	35,850	-
30223 Staff Mileage	100,000	2,086	8,895	91,105	100,000	-
30230 ARCA Dues	100,573	-	80,458	20,115	100,573	-
30240 General Expenses	548,444	16,795	221,966	326,478	548,444	-
30241 Disparities, Language Access	392,874	-	-	785,748	785,748	(392,874)
TBD Soc Rec Grants (HRC & Alliar	-	-	-	4,048,517	4,048,517	(4,048,517)
Subtotal Operating Expenses	<u>9,965,101</u>	<u>678,496</u>	<u>7,034,564</u>	<u>7,371,928</u>	<u>14,406,492</u>	<u>(4,441,391)</u>
Other Revenue						
20040 Interest Income	(29,598)	(3,100)	(25,653)	(3,945)	(29,598)	-
20050 Other Income	(4,803)	-	(3,788)	(1,015)	(4,803)	-
20055 Other Income-Subleases	(88,099)	(8,943)	(66,342)	(21,757)	(88,099)	-
20100 ICF SPA Admin Fee	(44,870)	(972)	(27,547)	(17,323)	(44,870)	-
Subtotal Other Revenue	<u>(167,370)</u>	<u>(13,016)</u>	<u>(123,330)</u>	<u>(44,040)</u>	<u>(167,370)</u>	<u>-</u>
TOTAL OPERATIONS	<u>47,250,312</u>	<u>3,334,301</u>	<u>34,432,511</u>	<u>17,761,469</u>	<u>52,193,980</u>	<u>(4,943,668)</u>
TOTAL	<u>\$ 384,291,734</u>	<u>\$ 28,491,652</u>	<u>\$ 257,484,293</u>	<u>\$ 97,950,971</u>	<u>\$ 355,435,264</u>	<u>\$ 28,856,470</u>
% of Budget	100.00%	7.41%	67.00%	25.49%	92.49%	7.51%

**HARBOR REGIONAL CENTER
MONTHLY FINANCIAL REPORT
FISCAL YEAR 2022-23
May-23**

	FY 2022-23 D-2	Month Exp	Y-T-D Expenses	Proj. Annual Expenses*	Proj. Funds Available
Operations					
Salaries & Benefits**	\$ 37,215,788	\$ 2,650,284	\$ 30,171,560	\$ 36,334,554	\$ 881,234
Operating Expenses**	15,520,572	720,638	7,755,202	15,913,446	(392,874)
less other income	(150,084)	(9,312)	(132,642)	(150,084)	-
Total Operations	<u>52,586,276</u>	<u>3,361,609</u>	<u>37,794,120</u>	<u>52,097,916</u>	<u>488,360</u>
Purchase of Service					
Regular*	369,701,910	31,498,813	256,147,466	301,478,506	68,223,404
Compliance with HCBS Regulations	622,672	-	-	622,672	-
less other income	(2,144,015)	(150,811)	(1,747,681)	(2,144,015)	-
Subtotal Regular	<u>368,180,567</u>	<u>31,348,002</u>	<u>254,399,784</u>	<u>299,957,163</u>	<u>68,223,404</u>
CPP/CDRP/START	<u>2,100,000</u>	<u>-</u>	<u>-</u>	<u>2,100,000</u>	<u>-</u>
Total Purchase of Service	<u>370,280,567</u>	<u>31,348,002</u>	<u>254,399,784</u>	<u>302,057,163</u>	<u>68,223,404</u>
TOTAL	\$ 422,866,843	\$ 34,709,611	\$ 292,193,904	\$ 354,155,079	\$ 68,711,764
% of Budget	100.00%	8.21%	69.10%	83.75%	

* The Projected Annual Expenses for Regular POS is based on actual expenditures through December and estimated costs of new programs, growth, and pending service provider rate changes. POS includes an offset for other income for ICF SPA expenditures. ICF SPA expenditures are not funded through the contract with DDS but billed separately. The Projected Expenses decreased by \$1.2 million compared to the prior month financial report.

** On May 19, 2023, DDS sent the letter of intent for the D-2 contract amendment. The D-2 allocates \$259,209 in CPP/CRDP Operations funds, \$25,000 for the HQ UFS CERMS project, and \$640,365 for Tuition Reimbursement. The D-2 also allocates \$363,293 for Social Recreation Grants and \$3,685,224 to coordinate Social Recreation Alliance contract management for two (2) state-wide contracts. Additionally, \$2 million of CPP/CRDP Start-Up were included in the D-2 contract amendment.

Language Access and Cultural Competency funding is still pending.

The 2023 May Revision Budget for DDS includes a decrease of \$20.6 million to the regional centers in the current fiscal year. The reduction reflects hiring trends to fill positions related to the initiative to reduce caseload ratios for children under 5 years old. HRC's share of the pending decrease is \$881,234.

**HARBOR REGIONAL CENTER
FUNCTIONAL EXPENSE SUMMARY
May-23**

	FY 2022-23 D-1	Net Expended Month	Y-T-D	Projected Expenses	Proj. Annual Expenses	Proj. Funds Available
Purchase of Service:						
Residential care facilities	\$ 146,741,644	\$ 9,821,103	\$ 105,799,851	\$ 11,240,125	\$ 117,039,976	\$ 29,701,668
Day programs	105,107,126	7,610,557	65,663,216	13,219,310	78,882,525	26,224,601
Other purchased services	117,853,140	14,067,153	84,684,399	20,871,606	105,556,005	12,297,135
HCBS Compliance	622,672	-	-	622,672	622,672	-
TOTAL PURCHASE OF SERVICE	370,324,582	31,498,813	256,147,466	45,953,712	302,101,178	68,223,404
Community Placement & Program Development:						
TOTAL CPP/CDRP/START	\$ 2,100,000	\$ -	\$ -	2,100,000	\$ 2,100,000	\$ -
Salaries and Related Expenses:						
Salaries	28,430,895	2,060,927	23,301,542	4,504,119	27,805,661	625,234
Employee health and retirement benefits	8,373,375	558,879	6,535,748	1,581,627	8,117,375	256,000
Payroll taxes	411,518	30,478	334,270	77,248	411,518	-
Total Salaries and related expenses	37,215,788	2,650,284	30,171,560	6,162,994	36,334,554	881,234
Operating expenses:						
Facility Rent	5,292,492	421,495	5,102,210	190,282	5,292,492	-
Equipment and facility maintenance	795,333	53,063	492,397	302,936	795,333	-
Equipment purchases	791,716	3,576	170,734	620,982	791,716	-
General	2,083,951	29,270	405,837	2,070,988	2,476,825	(392,874)
Communication	879,225	53,430	584,693	294,532	879,225	-
Contract and consultant fee	4,198,922	26,205	215,332	3,983,590	4,198,922	-
General office expenses	488,377	16,750	271,730	216,647	488,377	-
Staff travel	135,850	1,683	20,641	115,209	135,850	-
Legal fees	142,221	6,915	26,994	115,227	142,221	-
Printing	338,133	5,732	98,934	239,199	338,133	-
Insurance	293,275	-	287,988	5,287	293,275	-
Accounting fees	60,800	-	60,800	-	60,800	-
Board expenses	20,277	879	16,911	3,366	20,277	-
Total Operating expenses	15,520,572	618,998	7,755,202	8,158,244	15,913,446	(392,874)
TOTAL OPERATIONS	52,736,360	3,269,281	37,926,762	14,321,238	52,248,000	488,360
TOTAL EXPENSES	\$ 425,160,942	\$ 34,768,095	\$ 294,074,228	\$ 62,374,950	\$ 356,449,178	\$ 68,711,764
Revenues:						
ICF SPA Income	\$ (2,144,015)	\$ (150,811)	\$ (1,747,681)	\$ (396,334)	\$ (2,144,015)	-
Other income	(150,084)	(9,312)	(132,642)	(17,442)	(150,084)	-
TOTAL REVENUES	\$ (2,294,099)	\$ (160,123)	\$ (1,880,323)	\$ (413,776)	\$ (2,294,099)	-
TOTAL	\$ 422,866,843	\$ 34,607,971	\$ 292,193,904	\$ 61,961,175	\$ 354,155,079	\$ 68,711,764

Client Caseload

Month End Caseload

17,800

**HARBOR REGIONAL CENTER
POS CONTRACT SUMMARY
May-23**

Fiscal Year	Contract	Fund	POS Budget	POS Claimed	Current Balance/ (Deficit)	Projected Expenses	Projected Balance/ (Deficit)
2022-23	D-2	Reg POS	\$ 367,557,895	\$ 254,399,784	\$ 113,158,111	\$ 44,934,707	\$ 68,223,404
		CPP/CDRP/START	2,100,000	-	2,100,000	2,100,000	-
		HCBS Compliance	622,672	-	622,672	622,672	-
		TOTAL	<u>\$ 370,280,567</u>	<u>\$ 254,399,784</u>	<u>\$ 115,880,783</u>	<u>\$ 47,657,379</u>	<u>\$ 68,223,404</u>
2021-22	C-4	Reg POS	\$ 287,633,810	\$ 258,808,013	\$ 28,825,797	\$ 4,924,195	\$ 23,901,602
		CPP/CDRP/START	2,635,000	1,015,856	1,619,144	2,574,529	(955,385) *
		HCBS Compliance	1,373,394	700,876	672,518	672,518	-
		TOTAL	<u>\$ 291,642,204</u>	<u>\$ 260,524,745</u>	<u>\$ 31,117,459</u>	<u>\$ 8,171,242</u>	<u>\$ 22,946,217</u>
2020-21	B-6	Reg POS	\$ 251,586,411	\$ 244,411,462	\$ 7,174,949	50,000	\$ 7,124,949
		CPP/CDRP	778,725	672,205	106,520	106,520	-
		HCBS Compliance	514,630	489,137	25,493	25,493	-
		TOTAL	<u>\$ 252,879,766</u>	<u>\$ 245,572,804</u>	<u>\$ 7,306,962</u>	<u>\$ 182,013</u>	<u>\$ 7,124,949</u>


* CPP Startup funds are pending for two Brilliant Corners projects in FY 2021-22. Brilliant Corners was originally approved to develop a children's home. The project has changed to an adult home with an increased cost of \$155,385. A project with Frank D. Lanterman Regional Center will be transferred to HRC in the amount of \$800,000. The total allocation amount pending is \$955,385.

**HARBOR REGIONAL CENTER
LINE ITEM REPORT
May-23**

	FY 2022-23 D-2	Net Expended Month	Y-T-D	Projected Expenses	Proj. Annual Expenses	Proj. Funds Available
PURCHASE OF SERVICE						
Regular						
320** Out-of-Home	146,741,644	\$ 9,821,103	\$ 105,799,851	\$ 11,240,125	\$ 117,039,976	\$ 29,701,668
430** Day Programs	105,107,126	7,610,557	65,663,216	13,219,310	78,882,525	26,224,601
6505* Transportation	11,752,105	853,829	7,311,441	811,509	8,122,950	3,629,155
650** Other Services	106,101,035	13,213,323	77,372,957	20,060,097	97,433,055	8,667,980
TBD HCBS Compliance	622,672	-	-	622,672	622,672	-
Subtotal Regular POS	370,324,582	31,498,813	256,147,466	45,953,712	302,101,178	68,223,404
Revenue						
20090 ICF SPA Income	(2,144,015)	(150,811)	(1,747,681)	(396,334)	(2,144,015)	-
TOTAL PURCHASE OF SERVICE	368,180,567	31,348,002	254,399,784	45,557,379	299,957,163	68,223,404
Community Placement & Program Development						
32010 Start Up	2,000,000	-	-	2,000,000	2,000,000	-
65*** Placement/Assessment	100,000	-	-	100,000	100,000	-
TBD START (Non-CPP Ops)	-	-	-	-	-	-
TOTAL CPP/CDRP/START	2,100,000	-	-	2,100,000	2,100,000	-
OPERATIONS						
Salaries & Benefits						
2501- Salaries and Wages	28,430,895	2,060,927	23,301,542	4,504,119	27,805,661	625,234
2503- Benefits	8,784,893	589,357	6,870,018	1,658,875	8,528,893	256,000
Subtotal Salaries & Benefits	37,215,788	2,650,284	30,171,560	6,162,994	36,334,554	881,234
Operating Expenses						
30020 Equipment Maint	364,912	27,898	273,042	91,870	364,912	-
30030 Facility Rental	5,190,567	421,495	5,102,210	88,357	5,190,567	-
30035 Facility Rent Subleases	101,925	-	-	101,925	101,925	-
30040 Facility Maint	430,421	25,165	219,355	211,066	430,421	-
30050 Communication	879,225	53,430	584,693	294,532	879,225	-
30060 General Office Exp	179,252	12,293	117,482	61,770	179,252	-
30070 Printing	338,133	5,732	98,934	239,199	338,133	-
30080 Insurance	293,275	-	287,988	5,287	293,275	-
30090 Utilities	16,924	1,221	13,996	2,928	16,924	-
30110 Data Processing Maint	283,539	1,758	132,562	150,977	283,539	-
30123 Interest/Bank Expense	8,662	1,478	7,690	972	8,662	-
30140 Legal Fees	142,221	6,915	26,994	115,227	142,221	-
30150 Board of Dir. Exp	20,277	879	16,911	3,366	20,277	-
30160 Accounting Fees	60,800	-	60,800	-	60,800	-
30170 Equipment Purchases	791,716	3,576	170,734	620,982	791,716	-
30180 Contr/Consult Services	150,405	26,205	113,692	36,713	150,405	-
30180 Social Rec Grants - HRC	363,293	101,640	101,640	261,653	363,293	-
30180 Social Rec Grants - Alliance	3,685,224	-	-	3,685,224	3,685,224	-
30184 Clinical Services	93,952	-	61,271	32,681	93,952	-
30185 Employee Conf. & Tuition Rein	690,233	155	13,027	677,206	690,233	-
30220 Travel in State	35,850	223	10,285	25,565	35,850	-
30223 Staff Mileage	100,000	1,460	10,355	89,645	100,000	-
30230 ARCA Dues	100,573	-	80,458	20,115	100,573	-
30240 General Expenses	806,319	29,115	251,081	555,238	806,319	-
30241 Disparities, Language Access	392,874	-	-	785,748	785,748	(392,874)
Subtotal Operating Expenses	15,520,572	720,638	7,755,202	8,158,244	15,913,446	(392,874)
Other Revenue						
20040 Interest Income	(29,598)	(2,585)	(28,238)	(1,360)	(29,598)	-
20050 Other Income	(4,803)	(16)	(3,804)	(999)	(4,803)	-
20055 Other Income-Subleases	(70,813)	(4,471)	(70,813)	-	(70,813)	-
20100 ICF SPA Admin Fee	(44,870)	(2,240)	(29,786)	(15,084)	(44,870)	-
Subtotal Other Revenue	(150,084)	(9,312)	(132,642)	(17,442)	(150,084)	-
TOTAL OPERATIONS	52,586,276	3,361,609	37,794,120	14,303,796	52,097,916	488,360
TOTAL	\$ 422,866,843	\$ 34,709,611	\$ 292,193,904	\$ 61,961,175	\$ 354,155,079	\$ 68,711,764
% of Budget	100.00%	8.21%	69.10%	14.65%	83.75%	16.25%



EXECUTIVE REPORT



Patrick Ruppe, HRC Executive Director

July 18, 2023



Board Approval *
FY 2023-24 Board
Committees & Chairs



BOARD COMMITTEE ROSTER

FY 2023-24

AUDIT COMMITTEE**Chairperson**Board
Board
Staff Support
Staff Support**Fu-Tien Chiou**Angie Rodriguez
Laurie Zaleski
Judy Wada, Chief Financial Officer
Ute Czermel, Controller**BOARD DEVELOPMENT COMMITTEE****Chairperson**Board
Board
Board
Board
Board
Staff
Staff**Joe Czarske**David Gauthier
Dr. James Flores
Lavelle Gates
Ann Lee, Ph.D.
Fu-Tien Chiou
Patrick Ruppe, Executive Director
Jennifer Lauro, Executive Assistant**BOARD PLANNING COMMITTEE****Chairperson**Board
Board
Staff**Laurie Zaleski**Patricia Jordan
Jackie Solorio
Thao Mailloux, Director of Information & Development

BOARD COMMITTEE ROSTER

FY 2023-24

CLIENT ADVISORY COMMITTEE**Chairperson**

Secretary/Treasurer
Sergeant of Arms
Client
Board
Client
Client
Board
Board
Client
Staff
Staff
Staff

David Gauthier

Kelly Sutton
Deaka McClain
Debbie Howard
Patricia Jordan
Mead Duley
David Oster
Gordon Cardona
Ramon Gonzalez
Kim Vuong
Judy Taimi, Director of Adult Services
Tim'an Ford
Lizbeth Moreno

CLIENT SERVICES COMMITTEE**Chairperson**

Board
Board
Board
Board
Community
Community
Community
Community
Community
Community
Staff
Staff
Staff

Patricia Jordan

Jackie Solorio
Gordon Cardona
Fu-Tien Chiou
Ramon Gonzalez
Guadalupe Nolasco
Deaka McClain
Melanie Brossus
Armand Garcia
Silvia Macias
Kim Vuong
Judy Taimi, Director of Adult Services
Antoinette Perez, Director of Children's Services
LaWanna Blair, Director of Early Childhood Services

BOARD COMMITTEE ROSTER

FY 2023-24

COMMUNITY RELATIONS COMMITTEE**Chairperson**

Co-Chairperson
Board
Board
Board
Service Provider
Community
Staff

Ann Lee, Ph.D.

Dee Prescott
Laurie Zaleski
Eber Bayona
Ron Bergmann
April Stover
April Rehrig
Thao Mailloux, Director of Information & Development

EXECUTIVE/FINANCE COMMITTEE**Chairperson**

Board
Board
Board
Board Advisor
Staff
Staff
Staff

Joe Czarske, HDDF President

Lavelle Gates, Vice-President
David Gauthier, Secretary
Dr. James Flores, Treasurer
Chris Patay, Past President
Patrick Ruppe, Executive Director
Judy Wada, Chief Financial Officer
Jennifer Lauro, Executive Assistant

RETIREMENT COMMITTEE**Chairperson**

Board
Staff
Staff
Staff

Dr. James Flores, Treasurer

Ron Bergmann
Tammy Carter, Director of Human Resources
Judy Wada, Chief Financial Officer
Ute Czemmell, HRC Controller

SELF-DETERMINATION ADVISORY COMMITTEE**Chairperson (HRC)**

Co-Chairperson (HRC)

Community (HRC)

Community (SCDD)

Board

Community (SCDD)

Community (SCDD)

SCDD Representative

Office of Clients Rights Advocacy

Other Required Member

Other Required Member

Staff

Staff

Staff

Staff

Staff

Staff

Rosalinda Garcia

Deaka McClain

Sunghee Park

Yuliana Martinez

Patricia Jordan

Miriam Kang

David Oster

Albert Feliciano

Jaime Temple

Tim'an Ford (HRC Peer Advocate)

Maria Elena Walsh (Family Resource Center Manager)

LaWanna Blair, Director of Early Childhood Services

Antoinette Perez, Director of Children's Services

Judy Taimi, Director of Adult Services

Aurelio Lopez, Participant Choice Specialist

Berenice Perdomo-Chavez, Participant Choice Specialist

Minerva Prado, Participant Choice Specialist

SERVICE PROVIDER ADVISORY COMMITTEE**Chairperson**

Service Provider (Day Programs)

Service Provider (Early Start)

Service Provider (Support Services)

Service Provider (Residential)

Service Provider (Employment)

Service Provider (Transportation)

Service Provider (SLS)

Staff

Staff

Staff

Staff

Angie Rodriguez

Diane Sanka

Sharon Oh

Paul Quiroz

Donna Gimm

Scott Elliot

Baldo Paseta

VACANT

Heather Diaz, Director of Community Services

Judy Wada, Chief Financial Officer

Mercedes Lowery, Service Provider Relations Manager

Elizabeth Garcia-Moya, Resource Development Manager



BUDGET UPDATES

- **E-1 Cash Advance**
- **E-1 Preliminary Allocation**
- **Historical Allocations**
- **Expenditure & Caseload Historical**



Preliminary Cash Advance Summary

Fiscal Year 2023-24 Regional Centers

E-Preliminary Allocation Grand Total Cash Advance #1-3

Non-CPP items for Operations (Ops) & Purchase of Services (POS)

Total of all 3 Cash Advances = 25% of Total Allocation

For Reference Purposes Only

Regional Center	Operations	%	Purchase of Services	%	Total
Alta California	\$ 13,234,525	6.66%	\$ 143,294,401	6.90%	\$ 156,528,926
Central Valley	\$ 12,093,567	6.09%	\$ 105,461,855	5.08%	\$ 117,555,422
East Bay	\$ 11,702,832	5.89%	\$ 138,432,425	6.67%	\$ 150,135,257
Eastern L.A.	\$ 7,363,563	3.71%	\$ 65,033,198	3.13%	\$ 72,396,761
Far Northern	\$ 4,988,365	2.51%	\$ 51,870,774	2.50%	\$ 56,859,139
LA County/Frank Lanterman	\$ 6,100,209	3.07%	\$ 67,754,436	3.26%	\$ 73,854,645
Golden Gate	\$ 6,029,580	3.04%	\$ 104,571,339	5.04%	\$ 110,600,919
Harbor	\$ 8,667,184	4.36%	\$ 67,210,770	3.24%	\$ 75,877,954
Inland	\$ 20,057,699	10.10%	\$ 174,774,360	8.42%	\$ 194,832,059
Kern	\$ 5,913,947	2.98%	\$ 56,188,098	2.71%	\$ 62,102,045
North Bay	\$ 5,447,185	2.74%	\$ 89,444,502	4.31%	\$ 94,891,687
North L.A.	\$ 14,746,240	7.43%	\$ 148,141,924	7.14%	\$ 162,888,164
Orange County	\$ 11,755,060	5.92%	\$ 119,583,448	5.76%	\$ 131,338,508
Redwood Coast	\$ 2,765,152	1.39%	\$ 35,172,397	1.69%	\$ 37,937,549
San Andreas	\$ 9,605,873	4.84%	\$ 140,518,815	6.77%	\$ 150,124,688
San Diego	\$ 16,543,474	8.33%	\$ 136,885,680	6.60%	\$ 153,429,154
San Gabriel/Pomona	\$ 7,725,321	3.89%	\$ 77,101,955	3.72%	\$ 84,827,276
South Central	\$ 10,471,202	5.27%	\$ 109,419,673	5.27%	\$ 119,890,875
Tri-Counties	\$ 9,282,775	4.67%	\$ 87,570,462	4.22%	\$ 96,853,237
Valley Mountain	\$ 8,621,902	4.34%	\$ 74,908,352	3.61%	\$ 83,530,254
Coastal / Westside	\$ 5,454,545	2.75%	\$ 81,959,736	3.95%	\$ 87,414,281
Total	\$ 198,570,200	100.00%	\$2,075,298,600	100.00%	\$ 2,273,868,800

The Cash Advance is calculated as 25% of allocation, less any federal dollars.

Divided for 3 Cash Advances, based on the Prelim Worksheet:				
		Ops	POS	Total
Advance # 1 ¹	33.33%	\$66,190,067	\$691,766,200	\$757,956,267
Advance # 2 ¹	33.33%	\$66,190,067	\$691,766,200	\$757,956,267
Advance # 3 ²	33.33%	\$66,190,066	\$691,766,200	\$757,956,266
	100.00%	\$198,570,200	\$2,075,298,600	\$2,273,868,800

¹Cash Advances are divided into 3 separate advances based on 25% of Ops & POS Prelim Allocation.

²Advance # 3 is based on the residual Percentage of 100% of the Advance.

Fiscal Year 2023-24 Regional Centers

E-Preliminary Allocation

Claimable **Cash Advance** #1

Non-CPP items for Operations (Ops) & Purchase of Services (POS)
(Whole Dollars)

Regional Center	Operations	%	Purchase of Services	%	Total
Alta California	\$ 4,411,508	6.66%	\$ 47,764,800	6.90%	\$ 52,176,308
Central Valley	\$ 4,031,189	6.09%	\$ 35,153,952	5.08%	\$ 39,185,141
East Bay	\$ 3,900,944	5.89%	\$ 46,144,142	6.67%	\$ 50,045,086
Eastern L.A.	\$ 2,454,521	3.71%	\$ 21,677,733	3.13%	\$ 24,132,254
Far Northern	\$ 1,662,788	2.51%	\$ 17,290,258	2.50%	\$ 18,953,046
LA County/Frank Lanterman	\$ 2,033,403	3.07%	\$ 22,584,812	3.26%	\$ 24,618,215
Golden Gate	\$ 2,009,860	3.04%	\$ 34,857,113	5.04%	\$ 36,866,973
Harbor	\$ 2,889,061	4.36%	\$ 22,403,590	3.24%	\$ 25,292,651
Inland	\$ 6,685,900	10.10%	\$ 58,258,120	8.42%	\$ 64,944,020
Kern	\$ 1,971,316	2.98%	\$ 18,729,366	2.71%	\$ 20,700,682
North Bay	\$ 1,815,728	2.74%	\$ 29,814,834	4.31%	\$ 31,630,562
North L.A.	\$ 4,915,413	7.43%	\$ 49,380,641	7.14%	\$ 54,296,054
Orange County	\$ 3,918,353	5.92%	\$ 39,861,149	5.76%	\$ 43,779,502
Redwood Coast	\$ 921,719	1.39%	\$ 11,724,132	1.69%	\$ 12,645,851
San Andreas	\$ 3,201,958	4.84%	\$ 46,839,605	6.77%	\$ 50,041,563
San Diego	\$ 5,514,491	8.33%	\$ 45,628,560	6.60%	\$ 51,143,051
San Gabriel/Pomona	\$ 2,575,107	3.89%	\$ 25,700,652	3.72%	\$ 28,275,759
South Central	\$ 3,490,401	5.27%	\$ 36,473,224	5.27%	\$ 39,963,625
Tri-Counties	\$ 3,094,258	4.67%	\$ 29,190,154	4.22%	\$ 32,284,412
Valley Mountain	\$ 2,873,967	4.34%	\$ 24,969,451	3.61%	\$ 27,843,418
Coastal / Westside	\$ 1,818,182	2.75%	\$ 27,319,912	3.95%	\$ 29,138,094
Total	\$ 66,190,067	100.00%	\$ 691,766,200	100.00%	\$ 757,956,267

Fiscal Year 2023-24 Regional Centers

E-Preliminary Allocation

Claimable **Cash Advance #2**

Non-CPP items for Operations (Ops) & Purchase of Services (POS)
(Whole Dollars)

Regional Center	Operations	%	Purchase of Services	%	Total
Alta California	\$ 4,411,508	6.66%	\$ 47,764,800	6.90%	\$ 52,176,308
Central Valley	\$ 4,031,189	6.09%	\$ 35,153,952	5.08%	\$ 39,185,141
East Bay	\$ 3,900,944	5.89%	\$ 46,144,142	6.67%	\$ 50,045,086
Eastern L.A.	\$ 2,454,521	3.71%	\$ 21,677,733	3.13%	\$ 24,132,254
Far Northern	\$ 1,662,788	2.51%	\$ 17,290,258	2.50%	\$ 18,953,046
LA County/Frank Lanterman	\$ 2,033,403	3.07%	\$ 22,584,812	3.26%	\$ 24,618,215
Golden Gate	\$ 2,009,860	3.04%	\$ 34,857,113	5.04%	\$ 36,866,973
Harbor	\$ 2,889,061	4.36%	\$ 22,403,590	3.24%	\$ 25,292,651
Inland	\$ 6,685,900	10.10%	\$ 58,258,120	8.42%	\$ 64,944,020
Kern	\$ 1,971,316	2.98%	\$ 18,729,366	2.71%	\$ 20,700,682
North Bay	\$ 1,815,728	2.74%	\$ 29,814,834	4.31%	\$ 31,630,562
North L.A.	\$ 4,915,413	7.43%	\$ 49,380,641	7.14%	\$ 54,296,054
Orange County	\$ 3,918,353	5.92%	\$ 39,861,149	5.76%	\$ 43,779,502
Redwood Coast	\$ 921,719	1.39%	\$ 11,724,132	1.69%	\$ 12,645,851
San Andreas	\$ 3,201,958	4.84%	\$ 46,839,605	6.77%	\$ 50,041,563
San Diego	\$ 5,514,491	8.33%	\$ 45,628,560	6.60%	\$ 51,143,051
San Gabriel/Pomona	\$ 2,575,107	3.89%	\$ 25,700,652	3.72%	\$ 28,275,759
South Central	\$ 3,490,401	5.27%	\$ 36,473,224	5.27%	\$ 39,963,625
Tri-Counties	\$ 3,094,258	4.67%	\$ 29,190,154	4.22%	\$ 32,284,412
Valley Mountain	\$ 2,873,967	4.34%	\$ 24,969,451	3.61%	\$ 27,843,418
Coastal / Westside	\$ 1,818,182	2.75%	\$ 27,319,912	3.95%	\$ 29,138,094
Total	\$ 66,190,067	100.00%	\$ 691,766,200	100.00%	\$ 757,956,267

Fiscal Year 2023-24 Regional Centers

E-Preliminary Allocation

Claimable **Cash Advance** #3

Non-CPP items for Operations (Ops) & Purchase of Services (POS)
(Whole Dollars)

Regional Center	Operations	%	Purchase of Services	%	Total
Alta California	\$ 4,411,509	6.66%	\$ 47,764,801	6.90%	\$ 52,176,310
Central Valley	\$ 4,031,189	6.09%	\$ 35,153,951	5.08%	\$ 39,185,140
East Bay	\$ 3,900,944	5.89%	\$ 46,144,141	6.67%	\$ 50,045,085
Eastern L.A.	\$ 2,454,521	3.71%	\$ 21,677,732	3.13%	\$ 24,132,253
Far Northern	\$ 1,662,789	2.51%	\$ 17,290,258	2.50%	\$ 18,953,047
LA County/Frank Lanterman	\$ 2,033,403	3.07%	\$ 22,584,812	3.26%	\$ 24,618,215
Golden Gate	\$ 2,009,860	3.04%	\$ 34,857,113	5.04%	\$ 36,866,973
Harbor	\$ 2,889,062	4.36%	\$ 22,403,590	3.24%	\$ 25,292,652
Inland	\$ 6,685,899	10.10%	\$ 58,258,120	8.42%	\$ 64,944,019
Kern	\$ 1,971,315	2.98%	\$ 18,729,366	2.71%	\$ 20,700,681
North Bay	\$ 1,815,729	2.74%	\$ 29,814,834	4.31%	\$ 31,630,563
North L.A.	\$ 4,915,414	7.43%	\$ 49,380,642	7.14%	\$ 54,296,056
Orange County	\$ 3,918,354	5.92%	\$ 39,861,150	5.76%	\$ 43,779,504
Redwood Coast	\$ 921,714	1.39%	\$ 11,724,133	1.69%	\$ 12,645,847
San Andreas	\$ 3,201,957	4.84%	\$ 46,839,605	6.77%	\$ 50,041,562
San Diego	\$ 5,514,492	8.33%	\$ 45,628,560	6.60%	\$ 51,143,052
San Gabriel/Pomona	\$ 2,575,107	3.89%	\$ 25,700,651	3.72%	\$ 28,275,758
South Central	\$ 3,490,400	5.27%	\$ 36,473,225	5.27%	\$ 39,963,625
Tri-Counties	\$ 3,094,259	4.67%	\$ 29,190,154	4.22%	\$ 32,284,413
Valley Mountain	\$ 2,873,968	4.34%	\$ 24,969,450	3.61%	\$ 27,843,418
Coastal / Westside	\$ 1,818,181	2.75%	\$ 27,319,912	3.95%	\$ 29,138,093
Total	\$ 66,190,066	100.00%	\$ 691,766,200	100.00%	\$ 757,956,266

Fiscal Year 2023-24 E-Preliminary Allocation
Operations (Ops) and Purchase of Services (POS) Summary
(Whole Dollars)

Non-CPP Operations Allocation											Non-CPP POS Allocation	Non-CPP Ops + POS	
Base Operations	Ops Policy Items Allocation									Total Operations	Total Base Purchase of Services	Total E-Preliminary Allocation	
	Improve Service Coordinator Caseload Ratios	Compliance with HCBS Requirements	ABX2 1 RC Ops Increases			Resources to Implement ABX2 1			Total Ops Policy Items				
			Salaries & Wages	Administrative Costs	Total ABX2 1 Ops Increases	Employment Specialist Salary	Cultural Specialist Salary	Resources to Implement ABX2 1					
A									B	C= A+B	D	E = C + D	
Regional Center	\$ 48,182,442	\$ 1,528,953	\$ 67,714	\$ 2,832,161	\$ 128,542	\$ 2,960,703	\$ 99,143	\$ 99,143	\$ 198,286	\$ 4,755,656	\$ 52,938,098	\$ 573,177,604	\$ 626,115,702
Alta California	\$ 44,133,062	\$ 1,287,524	\$ 67,714	\$ 2,570,992	\$ 116,689	\$ 2,687,681	\$ 99,143	\$ 99,143	\$ 198,286	\$ 4,241,205	\$ 48,374,267	\$ 421,847,419	\$ 470,221,686
Central Valley	\$ 42,394,600	\$ 1,348,413	\$ 67,714	\$ 2,680,648	\$ 121,666	\$ 2,802,314	\$ 99,143	\$ 99,143	\$ 198,286	\$ 4,416,727	\$ 46,811,327	\$ 553,729,699	\$ 600,541,026
East Bay	\$ 26,717,299	\$ 794,482	\$ 67,714	\$ 1,603,683	\$ 72,786	\$ 1,676,469	\$ 99,143	\$ 99,143	\$ 198,286	\$ 2,736,951	\$ 29,454,250	\$ 260,132,793	\$ 289,587,043
Eastern L.A.	\$ 17,884,603	\$ 528,507	\$ 67,714	\$ 1,219,024	\$ 55,327	\$ 1,274,351	\$ 99,143	\$ 99,143	\$ 198,286	\$ 2,068,858	\$ 19,953,461	\$ 207,483,097	\$ 227,436,558
Far Northern	\$ 21,963,611	\$ 694,466	\$ 67,714	\$ 1,412,644	\$ 64,115	\$ 1,476,759	\$ 99,143	\$ 99,143	\$ 198,286	\$ 2,437,225	\$ 24,400,836	\$ 271,017,744	\$ 295,418,580
LA County/Lanterman	\$ 21,740,288	\$ 637,169	\$ 67,714	\$ 1,410,830	\$ 64,033	\$ 1,474,863	\$ 99,143	\$ 99,143	\$ 198,286	\$ 2,378,032	\$ 24,118,320	\$ 418,285,356	\$ 442,403,676
Golden Gate	\$ 31,594,844	\$ 878,378	\$ 67,714	\$ 1,845,740	\$ 83,772	\$ 1,929,512	\$ 99,143	\$ 99,143	\$ 198,286	\$ 3,073,890	\$ 34,668,734	\$ 268,843,078	\$ 303,511,812
Harbor	\$ 73,406,548	\$ 2,260,272	\$ 67,714	\$ 4,111,387	\$ 186,602	\$ 4,297,989	\$ 99,140	\$ 99,140	\$ 198,280	\$ 6,824,255	\$ 80,230,803	\$ 699,097,446	\$ 779,328,249
Inland	\$ 21,539,645	\$ 577,232	\$ 67,714	\$ 1,217,644	\$ 55,265	\$ 1,272,909	\$ 99,143	\$ 99,143	\$ 198,286	\$ 2,116,141	\$ 23,655,786	\$ 224,752,392	\$ 248,408,178
Kern	\$ 19,541,153	\$ 598,408	\$ 67,714	\$ 1,323,128	\$ 60,052	\$ 1,383,180	\$ 99,143	\$ 99,143	\$ 198,286	\$ 2,247,588	\$ 21,788,741	\$ 357,778,008	\$ 379,566,749
North Bay	\$ 53,825,201	\$ 1,636,809	\$ 67,714	\$ 3,115,547	\$ 141,404	\$ 3,256,951	\$ 99,143	\$ 99,143	\$ 198,286	\$ 5,159,760	\$ 58,984,961	\$ 592,567,697	\$ 651,552,658
North L.A.	\$ 42,372,708	\$ 1,434,361	\$ 67,714	\$ 2,819,216	\$ 127,955	\$ 2,947,171	\$ 99,143	\$ 99,143	\$ 198,286	\$ 4,647,532	\$ 47,020,240	\$ 478,333,793	\$ 525,354,033
Orange County	\$ 9,834,219	\$ 259,234	\$ 67,720	\$ 670,706	\$ 30,441	\$ 701,147	\$ 99,143	\$ 99,143	\$ 198,286	\$ 1,226,387	\$ 11,060,606	\$ 140,689,589	\$ 151,750,195
Redwood Coast	\$ 34,571,453	\$ 1,172,123	\$ 67,714	\$ 2,309,114	\$ 104,803	\$ 2,413,917	\$ 99,143	\$ 99,143	\$ 198,286	\$ 3,852,040	\$ 38,423,493	\$ 562,075,259	\$ 600,498,752
San Andreas	\$ 60,680,598	\$ 1,785,770	\$ 67,714	\$ 3,292,109	\$ 149,418	\$ 3,441,527	\$ 99,143	\$ 99,143	\$ 198,286	\$ 5,493,297	\$ 66,173,895	\$ 547,542,719	\$ 613,716,614
San Diego	\$ 27,782,499	\$ 922,194	\$ 67,714	\$ 1,846,772	\$ 83,819	\$ 1,930,591	\$ 99,143	\$ 99,143	\$ 198,286	\$ 3,118,785	\$ 30,901,284	\$ 308,407,820	\$ 339,309,104
San Gabriel/Pomona	\$ 38,510,147	\$ 962,640	\$ 67,714	\$ 2,052,850	\$ 93,172	\$ 2,146,022	\$ 99,143	\$ 99,143	\$ 198,286	\$ 3,374,662	\$ 41,884,809	\$ 437,678,691	\$ 479,563,500
South Central	\$ 33,815,968	\$ 960,222	\$ 67,714	\$ 1,998,219	\$ 90,692	\$ 2,088,911	\$ 99,143	\$ 99,143	\$ 198,286	\$ 3,315,133	\$ 37,131,101	\$ 350,281,846	\$ 387,412,947
Tri-Counties	\$ 31,388,186	\$ 906,587	\$ 67,714	\$ 1,843,180	\$ 83,656	\$ 1,926,836	\$ 99,143	\$ 99,143	\$ 198,286	\$ 3,099,423	\$ 34,487,609	\$ 299,633,407	\$ 334,121,016
Valley Mountain	\$ 19,539,726	\$ 612,256	\$ 67,714	\$ 1,339,406	\$ 60,791	\$ 1,400,197	\$ 99,143	\$ 99,143	\$ 198,286	\$ 2,278,453	\$ 21,818,179	\$ 327,838,943	\$ 349,657,122
Coastal / Westside													
Total	\$ 721,418,800	\$ 21,786,000	\$ 1,422,000	\$ 43,515,000	\$ 1,975,000	\$ 45,490,000	\$ 2,082,000	\$ 2,082,000	\$ 4,164,000	\$ 72,862,000	\$ 794,280,800	\$ 8,301,194,400	\$ 9,095,475,200

Historical Allocations

HARBOR REGIONAL CENTER
 DDS Contract Budget Allocations

Fiscal Year	PRELIMINARY ALLOCATION				FINAL ALLOCATION						
	Operations	Δ from PY	POS	TOTAL	Δ from PY	Amendment	Operations	POS	TOTAL	Δ from PY	% Prelim/Final
2018-19	\$24,972,104		\$147,167,945	\$172,140,049		E-5	\$32,754,737	\$200,940,439	\$233,695,176		73.7%
2019-20	\$26,722,522	7.0%	\$165,886,634	\$192,609,156	11.9%	A-9	\$35,572,646	\$226,163,772	\$261,736,418	12.0%	73.6%
2020-21	\$28,533,404	6.8%	\$181,408,469	\$209,941,873	9.0%	B-6	\$36,104,152	\$252,879,766	\$288,983,918	10.4%	72.6%
2021-22	\$31,455,192	10.2%	\$220,058,448	\$251,513,640	19.8%	C-4	\$43,133,244	\$290,507,204	\$333,640,448	15.5%	75.4%
2022-23	\$33,514,758	6.5%	\$284,348,403	\$317,863,161	26.4%	D-2	\$52,586,276	\$370,280,567	\$422,866,843	26.7%	75.2%
2023-24	\$34,668,734	3.4%	\$268,843,078	\$303,511,812	-4.5%						

HARBOR REGIONAL CENTER
Historical Expenditures and Caseload Report

Fiscal Year	EXPENDITURES				CASELOAD			STAFFING	
	Operations Expenditure	Purchase of Service Expenditures	Total Expenditures	Δ	Caseload* (June 30th)	Δ	Individuals Served**	HRC Employees	Δ
2011-12	\$23,995,762	\$109,789,260	\$133,785,022		11,105		12,091	236	
2012-13	\$24,705,073	\$117,906,463	\$142,611,536	6.6%	11,463	3.2%	12,947	250	5.9%
2013-14	\$25,060,826	\$127,207,634	\$152,268,460	6.8%	11,642	1.6%	13,203	252	0.8%
2014-15	\$27,172,155	\$135,139,763	\$162,311,918	6.6%	12,053	3.5%	13,677	253	0.4%
2015-16	\$27,697,495	\$145,953,064	\$173,650,559	7.0%	12,382	2.7%	14,223	282	11.5%
2016-17	\$30,479,083	\$173,684,491	\$204,163,574	17.6%	13,110	5.9%	14,800	293	3.9%
2017-18	\$31,607,531	\$190,021,017	\$221,628,548	8.6%	14,015	6.9%	15,789	301	2.7%
2018-19	\$32,925,907	\$207,487,385	\$240,413,292	8.5%	14,828	5.8%	16,712	313	4.0%
2019-20	\$34,507,754	\$225,607,088	\$260,114,842	8.2%	15,064	1.6% ***	16,794	327	4.5%
2020-21	\$35,507,660	\$248,133,113	\$283,640,773	9.0%	15,885	5.5%	17,787	333	1.8%
2021-22	\$41,998,244	\$269,301,442	\$311,299,686	9.8%	16,933	6.6%	19,061	366	9.9%
2022-23****	\$52,361,350	\$305,385,299	\$357,746,649	14.9%	17,860	5.5%	20,052	415	13.4%

* DDS Monthly Consumer Caseload Report as of June 30 of each year.

** Purchase of Services Expenditures and Demographic Data Report

*** FY 2019-20 COVID-19 SOE declared 3/12/2020.

**** FY 2022-23 Projected Expenditures as of May 2023 Monthly Financial Report.
 June 30, 2023 caseload based on HRC internal report.



BUDGET UPDATES

TRAILER BILL HIGHLIGHTS AB 121

- EARLY START
- SOCIAL RECREATIONAL SERVICE
- GENERIC RESOURCES
- INCREASED DIRECTIVE AUTHORITY
- REMOTE IPPs and IFSPs
- FAMILY COST PARTICIPATION (FCPP) & ANNUAL FAMILY FEE PROGRAMS (AFPF)
- COORDINATED FAMILY SUPPORT SERVICES





CONTRACTS **FOR BOARD* ***APPROVAL***

- **(1) Purchase of Service | Professional Services | D'Escoto West**
- **(1) Purchase of Service | Furniture Purchase & Installation | Western Office**



CONTRACT REQUIRING BOARD APPROVAL

Harbor Regional Center
Meeting of the Board of Trustees
July 18, 2023

OPERATIONS

Professional Services

D'Escoto West
8687 Melrose Avenue
Suite BM-34
Los Angeles, CA 90069

Description of Services:

Remodel of leased facilities located on the first (1st) floor of 21307 Hawthorne Boulevard, Torrance, CA 90503. This is a tenant improvement of 4,627 square feet, consisting of:

- Full renovation of office space to accommodate twenty-two (22) HRC staff;
- Remodel of two (2) conference rooms that can seat up to eighteen (18) individuals each, including installation of exterior doors; and
- Renovation of space to create employee lounge, accessible to all staff and available for multi-purpose use, with seating for twenty-eight (28) individuals.
- Construction services include demolition, drywall, flooring, ceilings, electrical, millwork, HVAC, etc.

Contract Period: Start August 2023
Initial Estimate Amount: \$604,728.00 (including soft costs and contingency)

CERTIFICATION

I, the undersigned, _____ of Harbor Regional Center do certify that the foregoing is a true, exact and correct copy of the contract(s) presented to and approved by the Board of Trustees on the _____ day of _____, 2023.

Signed by: _____

Date: _____

CONTRACT REQUIRING BOARD APPROVAL

Harbor Regional Center
Meeting of the Board of Trustees
July 18, 2023

OPERATIONS

Professional Services

Western Office Los Angeles

515 S. Figueroa Street
Suite 101
Los Angeles, CA 90071

Description of Project:

Furniture and fixtures for renovated facilities located on the first (1st) floor of 21307 Hawthorne Boulevard, Torrance, CA 90503. The 4,627 square foot project consists of office space, two (2) conference rooms and an employee lounge. The project also includes outdoor furniture for an existing 1,528 square foot patio. Staff currently utilize the patio for lunch and breaks, as well as for meetings with families and service providers that can be held outdoors.

Description of Purchase:

The purchase includes furniture for two (2) private offices, furniture and panels for approximately twenty (2) cubicles and or hybrid/"drop in" work stations; furniture accessories conference rooms that will be utilized for both external and internal meetings; and seating (tables and chairs) for the HRC employee lounge and the adjacent patio.

Estimated Delivery: October 2023
Contract Amount Not to Exceed: \$429,088.00 (freight, labor, taxes and contingency)

CERTIFICATION

I, the undersigned, _____ of Harbor Regional Center do certify that the foregoing is a true, exact and correct copy of the contract(s) presented to and approved by the Board of Trustees on the _____ day of _____, 2023.

Signed by: _____

Date: _____



CONTRACTS **FOR BOARD* ***RATIFICATION***

- **(1) Purchase of Service | Financial Management Service | HR Alliance**
- **(2) Purchase of Service | Housing Developments 2223-4 and 2223-8 | Brilliant Corners**
- **(2) Purchase of Service | EBSH 2223-1 & 2223-2 | Mountain Top**



CONTRACT REQUIRING BOARD RATIFICATION

Harbor Regional Center
Meeting of the Board of Trustees
July 18, 2023

PURCHASE OF SERVICE

Financial Management Service
Project ID: HRC-2223-11

HR Alliance, Inc.
William Suan, CEO
3290 W. Big Beaver Road
Suite 510
Troy, MI 48084

Description of Services:

CPP/CRDP funds may fund up to the approved amount for the start-up of a financial management service (FMS) business to help individuals enrolled in the Self-Determination Program (SDP), Participant Directed Services and Supported Employment program(s) pay for the services they need.

Total CPP/CRDP Start-Up Funding not to exceed: \$300,000.00

CERTIFICATION

I, the undersigned, _____ of Harbor Regional Center do certify that the foregoing is a true, exact and correct copy of the contract(s) presented to and approved by the Harbor Developmental Disabilities Executive Finance Committee on June 20, 2023 and Ratified by the Board of Trustees on the _____ day of _____, 2023.

Signed by: _____

Date: _____

CONTRACT REQUIRING BOARD RATIFICATION

Harbor Regional Center
Meeting of the Board of Trustees
July 18, 2023

PURCHASE OF SERVICE

Housing Development
Project ID: HRC-2223-4

Brilliant Corners
527 E. 7th Street
Floor 11
Los Angeles, CA 90014

Description of Services:

CPP/CRDP funds may fund up to the approved amount for the acquisition and renovation of a single-family residence for the purpose of developing a 4 bedroom Adult Residential Facility for Persons with Special Health Care Needs (ARFPSHN) for to serve individuals with significant medical needs in the Harbor Regional Center service area.

Adult Residential Facility for Persons with Special Health Care Needs serve individuals that require 24/7 licensed nursing supports. This type of home was designed to serve the most medically fragile individuals that previously were served by the state developmental centers.

Total CPP/CRDP Funding not to exceed: \$800,000.00
Acquisition - \$350,000.00 | Renovation - \$450,000.00

CERTIFICATION

I, the undersigned, _____ of Harbor Regional Center do certify that the foregoing is a true, exact and correct copy of the contract(s) presented to and approved by the Harbor Developmental Disabilities Executive Finance Committee on June 20, 2023 and Ratified by the Board of Trustees on the _____ day of _____, 2023.

Signed by: _____

Date: _____

CONTRACT REQUIRING BOARD RATIFICATION

Harbor Regional Center
Meeting of the Board of Trustees
July 18, 2023

PURCHASE OF SERVICE

Housing Development
Project ID: HRC-2122-8

Brilliant Corners
527 E. 7th Street
Floor 11
Los Angeles, CA 90014

Description of Services:

CPP/CRDP funds may fund up to the approved amount for the acquisition and renovation of a single-family residence for the purpose of developing a 4 bedroom Enhanced Behavioral Support Home for individuals over the age of 18 served by Harbor Regional Center. Enhanced Behavioral Support Homes serve individuals with severe mal-adaptive behaviors, which includes but is not limited to, the following: Property destruction, assaultive behaviors and self-injurious behaviors.

Total CPP/CRDP Funding not to exceed: \$855,385.00
Acquisition - \$252,000.00 | Renovation - \$603,385.00

- *(Original approval amount was \$700,000.00 to develop a children’s home, approved by the Board on March 16, 2022).*

CERTIFICATION

I, the undersigned, _____ of Harbor Regional Center do certify that the foregoing is a true, exact and correct copy of the contract(s) presented to and approved by the Harbor Developmental Disabilities Executive Finance Committee on June 20, 2023 and Ratified by the Board of Trustees on the _____ day of _____, 2023.

Signed by: _____ Date: _____

CONTRACT REQUIRING BOARD RATIFICATION

Harbor Regional Center
Meeting of the Board of Trustees
July 18, 2023

PURCHASE OF SERVICE

Enhanced Behavior Support Home
Project ID: HRC-2223-1

Mountain Top Health Care Consultant LLC
3507 W. Stetson Ave., #185
Hemet, CA 92545

Description of Services:

CPP/CRDP funds may fund up to the approved amount for the development of an Enhanced Behavior Support Home (EBSH), intended to serve a maximum of four (4) adults. The home will be owned by a Housing Development Organization (HDO) (grant awarded in FY2021-2022) and leased to Mountain Top Health Care Consultant LLC. The guiding principles of the services are Person Centered Planning, Positive Behavior Support, Trauma-Informed Care and Cultural Competency.

Total CPP/CRDP Start-Up Funding not to exceed: \$250,000.00

CERTIFICATION

I, the undersigned, _____ of Harbor Regional Center do certify that the foregoing is a true, exact and correct copy of the contract(s) presented to and approved by the Harbor Developmental Disabilities Executive Finance Committee on June 20, 2023 and Ratified by the Board of Trustees on the _____ day of _____, 2023.

Signed by: _____

Date: _____

CONTRACT REQUIRING BOARD RATIFICATION

Harbor Regional Center
Meeting of the Board of Trustees
July 18, 2023

PURCHASE OF SERVICE

Enhanced Behavior Support Home
Project ID: HRC-2223-2

Mountain Top Health Care Consultant LLC
3507 W. Stetson Ave., #185
Hemet, CA 92545

Description of Services:

CPP/CRDP funds may fund up to the approved amount for the development of an Enhanced Behavior Support Home (EBSH), intended to serve a maximum of four (4) adults. The home will be owned by a Housing Development Organization (HDO) (grant awarded in FY2021-2022) and leased to Mountain Top Health Care Consultant LLC. The guiding principles of the services are Person Centered Planning, Positive Behavior Support, Trauma-Informed Care and Cultural Competency.

Total CPP/CRDP Start-Up Funding not to exceed: \$250,000.00

CERTIFICATION

I, the undersigned, _____ of Harbor Regional Center do certify that the foregoing is a true, exact and correct copy of the contract(s) presented to and approved by the Harbor Developmental Disabilities Executive Finance Committee on June 20, 2023 and Ratified by the Board of Trustees on the _____ day of _____, 2023.

Signed by: _____

Date: _____



INSURANCE SCHEDULE



HARBOR DEVELOPMENTAL DISABILITIES FOUNDATION DBA: HARBOR REGIONAL CENTER

INSURANCE SCHEDULE
AS OF JULY 6, 2023

COMPANY & POLICY NUMBER	POLICY PERIOD	COVERAGE LIMITS	TYPE OF COVERAGE	ANNUAL PREMIUM
Philadelphia Indemnity Insurance Co. # PHPK2575347 (Best's Key Rating 2023: A++; XV) Admitted	7/1/2023 to 7/1/2024		<p><u>Package</u> Location #1: 21231 Hawthorne Blvd., Torrance, CA 90503 Location #2: 21307 Hawthorne Blvd., Torrance, CA 90503 Location #3: 1155 E. San Antonio Dr., Long Beach, CA 90807 Location #4: 21311 Hawthorne Blvd., Ste. 100, 101, 102, 103, 105, 106, 107, 108, 109, 200, 210, 220, 230, 250, 300, 320, 325 & 330 Torrance, CA 90503 Location #5: 15415 W. Pioneer Blvd., Norwalk, CA 90650 Location #6: 12222 Cuesta Dr., Cerritos, CA 90703 Location #7: 21235 Hawthorne Blvd. Units 206 & 208, Torrance, CA 90503</p>	\$62,419.00
			<p><u>Property Coverages</u> See Attached Summary of Values Total Insured Values Deductible: \$1,000 Business Personal Property & EDP \$1,000 Valuable Papers</p>	Included
		\$27,210,980		
			<p><u>Crime</u> Employee Dishonesty Deductible: \$5,000</p>	Included
		\$500,000		

HARBOR DEVELOPMENTAL DISABILITIES FOUNDATION DBA: HARBOR REGIONAL CENTER (See Named Insured Schedule)
 INSURANCE SCHEDULE
 JULY 6, 2022

COMPANY & POLICY NUMBER	POLICY PERIOD	COVERAGE LIMITS	TYPE OF COVERAGE	ANNUAL PREMIUM
			Healthcare General / Professional Liability	\$104,023.00
			General Liability: (Claims-Made)	
Philadelphia Indemnity Insurance Co.	7/1/2023	\$3,000,000	General Aggregate	
# PHPK2575347	to	\$3,000,000	Products/Completed Operations	
(Best's Key Rating 2023: A++; XV)	7/1/2024	\$1,000,000	Personal & Advertising Injury	
Admitted		\$1,000,000	Each Occurrence	
		\$100,000	Rented to you Limit (any one fire)	
		\$20,000	Medical Expense (any one person)	
		\$1,000,000	Employee Benefits Liability	
		\$3,000,000	Employee Benefits Aggregate	
			Deductible Per Occurrence: None	
			Retro Date: 9/30/02	
			Professional Liability: (Claims-Made)	
		\$3,000,000	Aggregate	
		\$1,000,000	Each Occurrence	
			Deductible Per Occurrence: None	
			Retro Date: 9/30/02	
			Sexual or Physical Abuse or Molestation	
		\$1,000,000	Aggregate	
		\$1,000,000	Each Abusive Conduct Limit	
			Deductible Per Occurrence: None	
			Retro Date: 9/30/02	

COMPANY & POLICY NUMBER	POLICY PERIOD	COVERAGE LIMITS	TYPE OF COVERAGE	ANNUAL PREMIUM
Philadelphia Indemnity Insurance Co. # PHPK2575347 (Best's Key Rating 2023: A++; XV) Admitted	7/1/2023 to 7/1/2024	\$1,000,000	<p><u>Major Exclusions:</u></p> <ul style="list-style-type: none"> ▪ Pollution ▪ Asbestos ▪ Dishonesty Acts ▪ Property in Care, Custody and Control ▪ Prior Knowledge of Prior Acts Reasonably Foreseen to Result in a Claim ▪ Professional Services, as respects to General Liability ▪ Medical Payments to Patients ▪ Nuclear ▪ Employment Related Practices <ul style="list-style-type: none"> ▪ Fungus & Bacteria Exclusion ▪ Liquor Liability <p><u>Automobile Liability</u></p> Combined Single Limit Non-Owned and Hired Auto Liability (Only) Includes Hired Physical Damage	\$4,608.00

COMPANY & POLICY NUMBER	POLICY PERIOD	COVERAGE LIMITS	TYPE OF COVERAGE	ANNUAL PREMIUM
Philadelphia Indemnity Insurance Co. #PHUB872216 (Best's Key Rating 2023: A++; XV) Admitted	07/1/2023 to 7/1/2024	\$3,000,000 \$3,000,000 \$3,000,000	<p><u>Umbrella (Occurrence/Claims-Made)</u></p> General Aggregate Limit Each Occurrence Products / Completed Operations to Aggregate <i>Sublimit for Professional Liability - Each Professional Incident / Aggregate</i> <i>Sublimit for Abuse or Molestation - Each Abusive Conduct / Aggregate</i> \$2,000,000 \$2,000,000 \$10,000 Retention	\$32,682.00
	Retro Date: 9/30/02			
	Coverage excess over: General Liability \$1,000,000/\$3,000,000; Professional Liability \$1,000,000/\$3,000,000; Employee Benefits Liability \$1,000,000/\$3,000,000; Automobile Liability \$1,000,000 CSL; Employer's Liability \$1,000,000; Sexual or Physical Abuse or Molestation \$1,000,000/\$1,000,000			
	<u>Exclusions:</u>			
	<ul style="list-style-type: none"> ▪ Property in Care, Custody & Control ▪ Pollution ▪ Asbestos ▪ Employment Related Practices ▪ Prior Knowledge of Prior Acts Reasonably Foreseen to Result in a Claim ▪ Fungus & Bacteria ▪ Directors & Officers ▪ Liquor Liability (except Host) 			

COMPANY & POLICY NUMBER	POLICY PERIOD	COVERAGE LIMITS	TYPE OF COVERAGE	ANNUAL PREMIUM
Hartford Fire Insurance Company #72BDDGN7932 (Best's Key Rating 2023: A+; XV) Admitted	7/1/2022 to 7/1/2025	\$750,000 \$0	Commercial Crime (ERISA Coverage) Employee Theft Coverage (Per Occurrence) Deductible	\$516.00
			Directors & Officers Liability (Primary) Claims-Made	
RSUI Indemnity Company #TBD (Best's Key Rating 2023: A+; XIV) Admitted	7/1/2023 to 7/1/2024	\$2,000,000 \$2,000,000 \$2,000,000 \$2,000,000	Aggregate for all claims Directors & Officers Liability & Company Reimbursement Covg. Part Employment Practices Liability (Combined limit) Employment Practices Liability – Third Party Coverage (Sublimit)	\$75,130.00
			Retention: \$0 Each Insured Person \$50,000 Each claim for Directors & Officers Liability with Company Reim. \$250,000 Employment Practices Liability \$250,000 Employment Practices Liability – Third Party	
			Major Endorsements/Exclusions:	
			<ul style="list-style-type: none"> ▪ Amended Definition of Loss –Defense Claims for ADA ▪ Amended Settlement Clause 70-30 ▪ California Changes – Cancellation and NonRenewal ▪ Cap On Losses from Certified Acts of Terrorism ▪ Coverage Extension – Healthcare Organization ▪ Coverage Extension – HIPAA - \$25,000 sublimit with \$25,000 retention ▪ Disclosure Pursuant to Terrorism Risk Insurance Act ▪ Exclusion – Amended Bodily Injury and Property Damage 	

COMPANY & POLICY NUMBER	POLICY PERIOD	COVERAGE LIMITS	TYPE OF COVERAGE	ANNUAL PREMIUM
<u>Major Endorsements/Exclusions (continued)</u>				
<ul style="list-style-type: none"> ▪ Exclusion – Malpractice ▪ Exclusion – Prior and/or Pending Litigation Backdated – 12/1/1993 ▪ Exclusion – Sexual Abuse and Sexual Misconduct ▪ HR Loss Prevention Services Notice ▪ Insuring Agreement A – Separate Limit - \$500,000 ▪ Side A Non-Rescindable Coverage ▪ Third Party Liability Coverage - \$250,000 retention ▪ Regulatory Coverage-\$250,000 sublimit with a \$250,000 Self Insured Retention 				
<u>Workers Compensation</u>				
National Casualty Company #WCC335088A23 <u>(Best's Key Rating 2023: A+; XV)</u> Admitted	7/1/2023	\$1,000,000	Bodily Injury by Accident – Each Accident	\$181,399.00
	to	\$1,000,000	Bodily Injury by Disease – Policy Limit	(\$171,367.00+
	7/1/2024	\$1,000,000	Bodily Injury by Disease – Each Employee	\$10,032.00 California Surcharges & Assessments)

HARBOR DEVELOPMENTAL DISABILITIES FOUNDATION DBA: HARBOR REGIONAL CENTER (See Named Insured Schedule)
 INSURANCE SCHEDULE
 JULY 6, 2022

<u>COMPANY & POLICY NUMBER</u>	<u>POLICY PERIOD</u>	<u>COVERAGE LIMITS</u>	<u>TYPE OF COVERAGE</u>	<u>ANNUAL PREMIUM</u>
Houston Casualty Insurance Co. #H22NPP7024400 <u>(Best's Key Rating 2023: A++; XV)</u> Non-Admitted	7/1/2022 to 7/31/2023 (30-day policy extension)	\$2,000,000 \$2,000,000 \$2,000,000 \$2,000,000 \$250,000 \$50,000 \$50,000 \$250,000 \$250,000 \$250,000 \$250,000 \$250,000 \$250,000 \$250,000 \$25,000 \$1,000,000 \$2,000,000 \$100,000	<u>Security & Privacy Liability</u> Multimedia Liability Security & Privacy Liability Privacy Regulatory Defense & Penalties PCI DSS Liability Bodily Injury Liability Coverage Property Damage Liability Coverage TCPA Defense Cyber Extortion Cyber Crime Breach Response Costs Notification Expenses and Breach Support and Credit Monitoring Expenses Post Breach Remediation Costs Brand Guard Maximum Policy Aggregate Limit of Liability Retention – Each Claim	\$72,851.34 ((\$64,695.00 + \$195 Policy Fee + \$375 Broker Fee + \$2,108.93 Surplus Lines Tax and Fees; plus \$5,305 AP +\$172.41 Surplus Lines Tax and fees for 30-day policy extension)

NAMED INSURED SCHEDULE

Harbor Developmental Disabilities Foundation

dba: Harbor Regional Center

ADDITIONAL INSURED SCHEDULE

- 1) State of California, its Officers, Employees, & Agents, Department of Developmental Services
- 2) Del Amo Associates National Financial Realty LLC - Lessor of:
 - 21311 Hawthorne Blvd., Suites 100-103, 105-109, 200, 210, 220, 230, 250, 300, 320, 325, 330 - Torrance, CA 90503
- 3) Del Harbor Foundation - Lessor of:
 - 21231 & 21307 Hawthorne Blvd. – Torrance, CA 90503
 - 1155 E. San Antonio Drive – Long Beach, CA 90807

**Harbor Regional Center
2023-2024 Statement of Values**

Loc.	Street Address	City	St	Zip Code	Square Footage	Business Personal Property & TIB (includes supplies)	Leased Equipment	Extra Expense	Valuable Papers	EDP Hardware	EDP Software	EDP Extra Expense	EDP ¹ Transit & Add'l Covgs.
1	21231 Hawthorne Blvd.	Torrance	CA	90503	52,151	\$6,491,581	\$148,425	\$420,000	\$150,000	\$4,994,425	\$800,000	\$200,000	\$200,000 total all coverages ³
2	21307 Hawthorne Blvd. ²	Torrance	CA	90503	32,646	\$3,876,341	\$118,740	\$200,000	Included in Loc #1	\$1,245,490	\$125,000	\$100,000	
3	1155 E. San Antonio Dr.	Long Beach	CA	90807	8,558	\$1,941,826	\$29,685	\$50,000	Included in Loc. #1	\$229,962	---	\$100,000	
4	21311 Hawthorne Blvd. #100, 101, 102, 103, 105, 106, 107, 108, 109, 200, 210, 220, 230, 250, 300, 320, 325 and 330	Torrance	CA	90503	32,951 (31,485 (occupied) 1,466 ⁴ (sublsd);	\$4,623,883	\$118,740	\$130,000	Included in Loc #1	\$811,882	---	\$100,000	
5	15415 W. Pioneer Blvd.	Norwalk	CA	90650	234	\$2,500		N/A	N/A	N/A	N/A	N/A	
6	12222 Cuesta Dr.	Cerritos	CA	90703	200	\$2,500		N/A	N/A	N/A	N/A	N/A	
7	21235 Hawthorne Blvd. Units 206 & 208	Torrance	CA	90503	5,632	Liability Only							
Total					126,740	\$16,938,631	\$415,590	\$800,000	\$150,000	\$7,281,759	\$925,000	\$500,000	\$200,000

¹ EDP in Transit and at Unnamed Location(s)

² Includes Earthquake Sprinkler Leakage @ \$1,000,000 Limit (Loc 2)

³ Additional EDP Coverages:

- \$50,000 – While in Transit
- \$50,000 – Transfer between premises
- \$50,000 – Temporarily within other premises
- \$50,000 - Permanently located at an employee's residence

⁴ Subleased – Suite #: 100 –Total square footage: 1,466;

TIV Total: \$27,210,980

TIV Increase 2022: \$2,158,696

PENDING

Loc.	Street Address	City	St	Zip Code	Square Footage	Business Personal Property & TIB (includes supplies)	Leased Equipment	Extra Expense	Valuable Papers	EDP Hardware	EDP Software	EDP Extra Expense	EDP ¹ Transit & Add'l Covgs.
7	21235 Hawthorne Blvd. #206 & 208	Torrance	CA	90503	5,632	\$442,832	\$29,685			\$142,020			



CASELOAD RATIO





NANCY BARGMANN
DIRECTOR

State of California—Health and Human Services Agency
Department of Developmental Services
1215 O Street, Sacramento, CA 95814
www.dds.ca.gov



GAVIN NEWSOM
GOVERNOR

June 26, 2023

Patrick Ruppe, Executive Director
Harbor Regional Center
21231 Hawthorne Boulevard
Torrance, CA 90503

Dear Mr. Ruppe:

Thank you for completing the service coordinator caseload ratio survey and questionnaire submitted to the Department of Developmental Services (Department) on March 10, 2023. Harbor Regional Center’s (HRC) data from the questionnaire reflects that 30% of the new service coordinator positions, for which funding was appropriated in the Budget Act of 2022 (AB178), have been filled as of March 1, 2023:

Budget Act of 2022 (AB 178) Funded SC Positions			Total SCs for the RC*
Total SC positions funded	Total SC positions hired	Total SC positions vacant	
50	15	35	268

* Includes SC positions not funded with AB 178 funding.

The February 14, 2023, service coordinator caseload ratio survey guidelines also required HRC to report on current caseloads as of March 1, 2023. HRC did not meet all the required ratios mandated by Welfare & Institutions (W&I) Code section 4640.6(c) and Article IX, Section 2 of the Fiscal Year 2022-2023 Regional Center Contract. Specifically, HRC did not meet the required caseload ratios for the highlighted categories noted in the table below:

Regional Center	On Waiver	Under 6 Years	Movers Over 24 Months	Movers Between 12 and 24 Months	Movers Within Last 12 Months	Over 5 Years, Non-Waiver, Non-Mover	Complex Needs	Low or No POS
W&I Code Required Ratios	1:62	1:40	1:62	1:45	1:45	1:66	1:25	1:40

Patrick Ruppe, Executive Director
June 26, 2023
Page two

HRC Number of Individuals Served	5,502	3,959	89	0	0	7,214	92	200
HRC Ratios	1:77	1:69	1:83	N/A	N/A	1:74	1:23	1:40

This letter is to notify you that, as specified by W&I Code section 4640.6(f), HRC is required to submit a plan of correction when caseload ratios are not met for two consecutive reporting periods. The plan of correction must be developed with input from the State Council on Developmental Disabilities, local organizations representing the individuals you serve, their family members, regional center employees, including recognized labor organizations, service providers, and other interested parties. Please include in your plan of correction how you incorporated feedback from all required stakeholders. Additionally, it is requested that HRC detail any new hiring strategies implemented and provide a timeline for onboarding all allocated service coordinator positions.

W&I Code section 4640.6(c)(5) requires an average caseload of 1 to 40 for consumers served by the allocated enhanced service coordination (ESC) positions. HRC data reflects all ESC positions have been filled.

The Department encourages HRC to continuously review the process for determining service coordinator caseload assignments to assist in meeting the required caseload ratios and in developing the plan of correction. The Department is available to provide technical assistance with the development of the plan of correction.

Please email your plan of correction within 60 days from the date of this letter to:

OCO@dds.ca.gov

If you have questions regarding this letter, please contact Danielle Hurley, Research Data Specialist, Research, Evaluation, and Audit Branch, at (916) 654-3228, or by email, at danielle.hurley@dds.ca.gov.

Sincerely,



ERNIE CRUZ
Deputy Director
Community Services Division

cc: See next page

Patrick Ruppe, Executive Director

June 26, 2023

Page three

cc: Christopher Patay, Harbor Regional Center

Amy Westling, Association of Regional Center Agencies

Aaron Christian, Department of Developmental Services

Jacqueline Gaytan, Department of Developmental Services

Ann Nakamura, Department of Developmental Services

Charles Liao, Department of Developmental Services

Danielle Hurley, Department of Developmental Services

Steven Pavlov, Department of Developmental Services

Jamie Van Dusen, Department of Developmental Services



PRESENTATION

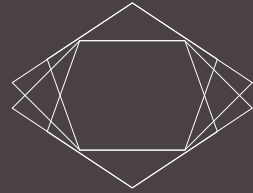
On

Legal and Forensic Issues

By

**Judy Taimi, Director of Adults
Department**





LEGAL AND FORENSIC ISSUES


Judy Taimi | 7/18/23




OVERVIEW

- HRC Advocacy
- Forensic Committee
- Working with the courts
 - Diversion and Probation Plans
 - Competency Evaluation & Training
- Living Options: Supported Living Services
- Outreach


HRC ADVOCACY




Service
Coordinator



Richard Schwartz,
Attorney
Consultant



Ben Kim,
Attorney
Consultant



TiaMarie Harrison,
IDEA Specialist

EXTERNAL ADVOCATES

- ◆ Disability Rights of California
- ◆ Office of Clients Rights Advocacy (OCRA)
- ◆ State Council



FORENSIC COMMITTEE

- ◆ Committee Members:
 - Forensic Specialist
 - Provider Relations Specialist
 - Client Services Manager Forensic Liaison
 - Clinical Manager, Psychological Services
 - Director of Adult Services
- ◆ Consultation and recommendations



WORKING WITH THE COURTS



LIVING OPTIONS



Family
Home



Forensic
Supported
Living
Services



Community
Living



OUTREACH

- ◆ Partnership with the local Law Enforcements within HRC's catchment area.



LONG BEACH

POLICE



QUESTIONS??

COMMITTEE REPORTS

● ARCA	Joe Czarske, Chair
● Audit	Joe Czarske, Chair
● Board Development	Joe Czarske, Chair
● Board Planning	Kim Vuong, Chair
● Client Advisory	David Gauthier, Chair
● Client Services	Patricia Jordan, Chair
● Community Relations	Ann Lee, Chair
● Retirement	James Flores, Chair
● Self-Determination	Antoinette Perez, Liaison
● Service Provider Advisory	Angie Rodriguez, Chair



Harbor Regional Center
Client Advisory Committee
May 11, 2023 via ZOOM

Minutes

Members Present: Debbie Howard, Kelly Sutton, Deaka McClain, David Gauthier

HRC Staff Present: Thao Mailloux, Tim'an Ford (Client Advocate), Judy Taimi

Other: Nancy Sanchez (Lifesteps Foundation)

Call to Order & Minutes Approved

Meeting was called to order and commenced at 1:00 p.m.

Discussion/Presentation:

Guide for Social Recreational Opportunities in HRC's catchment area facilitated by Thao as follow:

- We reviewed the document of social recreation services as Thao and her team needed feedback from the committee to help inform the final product
- It is important to understand that HRC does not endorse the non-vendored services that are listed in this guide.
- There is a section listing the vendored social recreational programs through HRC
- It is alphabetized based on activity types and the committee suggested a quick reference guide in the beginning of the document and then indicate the page number for more detailed information regarding the activity
- The parent mentor team members are available to support our individuals in the community 1 time per month in the cities of Norwalk and Long Beach.
- The committee suggested to add museums to the list

Other Discussion:

- Events hosted by HRC and community partners
 - The committee will review the HRC calendar to obtain information regarding various events that the committee can participate and spread awareness of the committee's responsibilities to the community
 - The committee will also review community events where the committee can potentially attend for awareness of services through the regional center.

Adjournment

Meeting adjourned at 2:00 PM.



Client Services Committee |

Meeting date | time May 23, 2023 / 6 PM

| Meeting location ZOOM

ATTENDEES

Guadalupe Nolasco (Parent)	Lucy Paz (Interpreter)
Gordon Cardona (Individual Served)	TiaMarie Harrison (HRC IDEA Specialist)
Karla Salinas (Lifesteps, Service Provider)	Griselda Torres (HRC Manager)
Naomi Hagel (Phoenix Facilitation)	Daisy Bejarano (HRC Manager)
	Jessica Sanchez (HRC Participant Choice Specialist)
	Judy Taimi (HRC Director of Adult Services)

AGENDA TOPICS

Time allotted | 6 PM to 7 PM | Agenda topic *Special Education Services by Griselda Torres*

- Transition from Early Start services to School
- Transition from school to Adult Services
 - The school is the primary funding source to provide the student or the individual served by the regional center with the appropriate services to help them succeed with their educational program.
 - Why doesn't the regional center support the individuals with accessing services between the age of 13 and 18?
 - The regional center service coordinators does provide support through connecting them with advocates in the community that would be able to support in accessing services through the school district.
 - Families have expressed this is something they need support in such as advocacy at the school to access the IEP program
 - Learning Rights only takes on cases that would win and don't really take cases from the monolingual Spanish speaking communities
 - TASK consultations are sporadic and superficial; therefore, families have to navigate the many systems on their own.
 - Per Ms. Nolasco, the monolingual Spanish speaking communities faces a lot of barriers to access supports through the school districts.
 - HRC has hired on an IDEA specialist that would be focusing on the special education services and supporting HRC team members in

assisting our individuals with accessing their respective goals through their IEP.

Time allotted | 7 PM to 7:45 PM | **Agenda topic** *SDP Transition with Phoenix Facilitation by Naomi Hagel*

- What is Self-Determination (SDP)?
 - Freedom/Authority/Support/Responsibility/Confirmation
- Eligibility for SDP
 - Status 2 individual
 - Lives in the community
 - Chooses to be part of SDP
 - Only use SDP funds to meet IPP goals and when generic resources are not available
 - Use a vendored Financial Management Service (FMS) provider
 - Attend an orientation
- Opportunities:
 - Reducing disparities via culturally sensitive services
 - Hard to meet needs
 - Increasing satisfaction with services
 - Unique services
 - Self-Advocates
- Getting People Involved
 - Talk about it
 - HRC specific resources
 - Online Resources

Next Meeting: July 25, 2023 at 6 PM via ZOOM

Harbor Regional Center (HRC) Community Relations Committee June 22, 2023

Committee Members Present: Ann Lee, Chair, Board Member; Dee Prescott, Service Provider, Easter Seals Southern California; April Strover, Service Provider, Ability First; Laurie Zaleski, Parent, Board Member; Thao Mailloux, HRC Director of Information and Development.

Members Absent: April Rehrig, Community Partner

HRC in the Community

In the last few months, HRC has continued to participate in numerous outreach events to build on the connections made within the communities we serve. Thao shared that there has been great success in the turnout of the events HRC has attended. HRC's presence in the community is continuously growing as HRC was been invited to more opportunities with community partners. The month of April highlighted Autism Awareness month, Cambodian New Year events, and more with local legislators, community based organizations and academic entities such as Meyler St. Elementary School in Torrance.

In May, Thao had the opportunity to share virtually about HRC's services and supports with Providence Little Company of Mary Pediatric Department, thanks to Dr. Jim Flores of HRC's Board of Trustees. On May 15, 2023, HRC's service access and equity efforts and progress was shared statewide during the DDS Service Access and Equity Grant Briefing to approximately 400 individuals in both English and Spanish meetings. HRC contributed to Mental Health Awareness Month by hosting a workshop in Spanish about mental health and stigma, which was featured on the Torrance Today cable television show by CitiCable. HRC continued outreach and engagement with academic entities this month by providing presentations at Magnolia Science Academy (Carson) and ABC Unified Special Education SELPA Community Advisory Committee (Cerritos) and attending DMH sponsored events throughout HRC's catchment area. This included participating in resource fairs in Long Beach, Harbor City, and Wilmington.

HRC has participated in Tichenor's Annual Superheroes Carnival and Resource Fair (Long Beach), as well as the ADAPT Special Olympics Celebrations and Resource Fair (Carson) during the month of June. All of these efforts have led to HRC raising more awareness within the community and building on connections with the organizations that were present at these community events.

Legislative Advocacy Continues

One of the engagements at a mental health resource fair led to a direct connection with a representative of the City of Los Angeles Mayor's office, in which a virtual meeting occurred on June 2, 2023, further expanding on HRC's efforts on legislative advocacy. HRC's Community Engagement Team is hosting a site visit with Assemblymember Josh Lowenthal (AD69) to HRC's Long Beach office, as well as a tour with a local service provider on June 27, 2023. These visits with our local legislators are intended to further the partnership with legislative representatives and to expand understanding about the regional center system.

Additional Partnership and Engagement Opportunities

Committee members were delighted to hear about HRC's community efforts made in the first half of this year. There was discussion about expanding the connections with the surrounding

community, including a local non-profit serving under-privileged individuals, public libraries, statewide digital and broadband access, local parks and recreational establishments, local community colleges or college departments, and expanding DMH promotora partnerships in additional languages. HRC's threshold languages were reviewed and the importance of having any and all resources or materials in these additional languages would continue to be a priority. These suggestions will be reviewed at upcoming committee meetings when the committee members have had more time to research additional opportunities.

The next Community Relations Meeting is scheduled to occur virtually on August 24, 2023 at 1:00pm.

HARBOR REGIONAL CENTER
Self Determination Advisory Committee
Meeting Minutes
May 3, 2023

Opening:

The regular meeting of HRC Self Determination Advisory Committee was called to order at 6:05PM on Wednesday, May 3, 2023 via Zoom. Quorum was established.

Committee Member Present

Rosalinda Garcia, Parent Self-Determination Advisory Committee Chair
Miriam Kang, Parent
SungHee Park, Parent/Independent Facilitator
David Oster, Individual
Kyungshil Choi, Parent
Maria Elena Walsh - Harbor Family Resource Center

HRC Staff Present

Antoinette Perez – Director of Children’s Services
Jessica Sanchez- Participant Choice Specialist
Bryan Sanchez- Participant Choice Specialist
Aurelio Lopez- Participant Choice Specialist
Thao Mailloux – Director of Information and Development
Tima’an Ford - HRC Peer Advisor

SCDD Staff Present

Albert Feliciano

Visitors

Lucy Paz, Spanish Interpreter
Naomi Hagel, Phoenix Facilitation
Helen Reese, Phoenix Facilitation
Jamie Van Dusen, Department of Developmental Services
Reiko Umeda, Independent Facilitator
Tamra Pauly, Independent Facilitator
Jordan Feinstock, Individual
Gilberto Padilla, Parent
Pia Hernandez, Parent
Athena Hong Dang, Parent
Margaret Byrne, Parent
Garrett Ackerman, Homies
Sheila Jordan Jones, Independent Facilitator
Vianey Gomes
Sandy Yokota, Parent
Angela Barnes, Parent/IF
Mariela Avila Garcia
John Barrera
Selvin Arevalo, GT Independence

HARBOR REGIONAL CENTER
Self Determination Advisory Committee
Meeting Minutes
May 3, 2023

Abbreviations

HRC: Harbor Regional Center
IF: Independent Facilitator
PCP: Person-Centered Plan
SCDD: State Council on Developmental Disabilities
SDP: Self-Determination Program
DVU: Disability Voices United
FMS: Financial Management Service
DDS: Department of Developmental Services
RFP: Request for Proposal
SDAC: Self-Determination Local Advisory Committee

Welcome:

Introductions of committee members and guests via the chat.

Approval of Minutes:

April 5, 2023 minutes were posted for review. Minutes were approved.

Harbor Regional Center Monthly Updates:

- Directive from April 26, 2023 DDS Self-Determination Program (SDP) Directive (04/26/2023), and SDP FMS Monthly Rates Effective May 1, 2023 Enclosure were shared regarding FMS New Rates and posted on DDS Website. Link to directive/enclosure were shared:

<https://www.dds.ca.gov/wp-content/uploads/2023/04/SDP-FMS-Revised-Rates-FINAL.pdf>

<https://www.dds.ca.gov/wp-content/uploads/2023/04/SDP-FMS-Revised-Rates-Enclosure-FINAL.pdf>

Bryan Sanchez presented the SDP data in a graph format via an “HRC SDP” Power Point presentation shared via Zoom.

- Soft Roll Out Participants
 - Total Participants Selected: **129**
 - Remained in SDP: **78**
 - Withdrew: **38**
 - Moved out of State: **4**
 - Inactivated/Not DD: **5**
 - Transferred Out (to another RC): **3**

HARBOR REGIONAL CENTER
Self Determination Advisory Committee
Meeting Minutes
May 3, 2023

- Completed PCPs 120; 25 within the soft rollout and 95 from 7/2021 to 04/2023
- Certified Budgets 191; 34 within the soft rollout and 157 from 7/2021 to 04/2023
- Spending Plans 149; 28 within the soft rollout and 121 from 7/2021 to 04/2023
- SDP Live 143; 28 within the soft rollout and 115 from 7/2021 to 04/2023
- SDP by Ethnicity: 33 **Latino** participants, 53 **White/Caucasian** participants, 12 **African-American/Black** participants, 4 **Filipino** participants, 1 **Korean** participant, 1 **Guamanian** participant, 8 **multi-cultural** participants, 6 **other** participants, 5 **Other Asian** participants, 3 **Chinese** participants, 6 **Asian Indian** participants, 6 **Biracial** participants, 3 **Vietnamese** participants, and 2 **Japanese** participants.
- SDP by Language: 117 English speaking participants, 24 Spanish-speaking participants, 1 Korean-speaking participant, and 1 Japanese-speaking participant.
 - Total Participants fully orientated 723,110 are in the follow up stages, 232 have chosen to withdraw and 238 in the unknown stage.

Jessica Sanchez talked about implementation funds allocated to and billed by Skills4Care for the fiscal year 2019-2020, and to Phoenix Facilitation LLC during the fiscal years 2020-2021, and 2021-2022, and the implementation funds for 2022-2023, which need to be allocated.

- Implementation Funds
 - Five options were provided to the committee to think about in deciding what to do with the implementation funds for fiscal year 2022-2023:
 1. Provide funding to train independent facilitators with needed language and/or cultural competency, or from underserved geographic regions, to serve the HRC community.
 2. Provide ongoing training and coaching for independent facilitators serving the HRC community, particularly those with the ability to serve underserved communities.
 3. Recruit new and existing independent facilitators to become vended for 099 services at HRC, and coach them through the process including overcoming barriers such as insurance requirements. Work with HRC staff to define what is needed to streamline the vendorization process for both applicants and regional center.
 4. Match HRC clients - focusing on those from underserved communities and those who have completed the orientation but not moved forward with pursuing SDP - with trained IFs who can meet their needs. Additionally, partner with Phoenix Facilitation to match clients who are accessing the coaching services with an appropriate IF.
 5. Extend coaching contract with Phoenix Facilitation LLC.

HARBOR REGIONAL CENTER
Self Determination Advisory Committee
Meeting Minutes
May 3, 2023

- RFP process was explained, timeline was explored and deadline of beginning of 2024 was established. Pros and cons will be explored and brought back next month to discuss all feedback until a decision is made.

Naomi Hagel, Phoenix Facilitation LLC, presented data on individuals served through the coaching program by ethnicity, language, gender, and age. She talked about their outreach attempts and barriers they have encountered.

Statewide Updates:

- Revised FMS rates.
- SDAC best practice and improving SDP, contact them with suggestions.
- Next meeting will be held on June 14, 2023.
- SDP Directives available and on DDS website.

Partner Updates:

Office of Clients and Rights Advocacy –

- No updates at this time.

SCDD- Albert Feliciano

- SCDD's Self-Determination Program (SDP) Orientations are being provided in three languages: English, Spanish and Vietnamese. Link to sign up was shared: <https://scdd.ca.gov/sdp-orientation/>
- SCDD Statewide Trainings open to anyone across the state, held on Monday at 10 AM. Link was shared:
<https://bit.ly/3qEUp5X>
Meeting ID# 829-8230-7774
Password: 123456

○ **Fair Hearings:**

- No updates with fair hearing at this time.

Public Comments:

- Participant questioned what is causing issues with FMS agencies. New higher FMS rates may alleviate some issues.
- The difference between an SDP Orientations and SDAC meeting was answered.
- Participants shared their thoughts on the implementation funds and enhancing outreach.
- Question asked regarding how the Inter Regional Center Transfer works and how long it takes.
- Participant shared their self-determination success story.

HARBOR REGIONAL CENTER
Self Determination Advisory Committee
Meeting Minutes
May 3, 2023

Next meeting: June 7, 2023 via Zoom 6PM – 8PM

Adjournment, Conclusion

Meeting was adjourned at 7:30 PM.
Minutes submitted by Aurelio Lopez.

DRAFT

HARBOR REGIONAL CENTER
Self Determination Advisory Committee
Meeting Minutes
June 7, 2023

Opening:

The HRC Self Determination Advisory Committee meeting was called to order at 6:05PM on Wednesday, June 7, 2023 via Zoom. Quorum was established.

Committee Member Present

Deaka McClain, Individual Self-Determination Advisory Committee Co-Chair
Miriam Kang, Parent
David Oster, Individual
Kyungshil Choi, Parent
Juliana Martinez, Parent
Jamie Temple- OCRA
Maria Elena Walsh - Harbor Family Resource Center
Tim'an Ford - HRC Peer Advocate

HRC Staff Present

Antoinette Perez – Director of Children and Adolescent Services
Jessica Sanchez- Participant Choice Specialist
Bryan Sanchez- Participant Choice Specialist
Aurelio Lopez- Participant Choice Specialist
Johnny Granados- Client Service Manager
Jessica Leos- Client Service Manger
Bernice Chavez-Perdomo-Service Coordinator
Minerva Prado- Service Coordinator
Thao Mailloux – Director of Information and Development

Visitors

Lucy Paz, Spanish Interpreter
Naomi Hagel, Phoenix Facilitation
Helen Reese, Phoenix Facilitation
Santiago Villalobos, Phoenix Facilitation
Jamie Van Dusen, Department of Developmental Services
Monserrat Palacios, Department of Developmental Services
Reiko Umeda, Independent Facilitator
Tamra Pauly, Independent Facilitator
Jordan Feinstock, Individual
Matoria Filipovich, Parent
Lily Chen, Parent
Jacob Levy
Noretta Quiroz, Parent
Jenny Hong Dang, Parent
Yolanda Gomez, Parent

HARBOR REGIONAL CENTER
Self Determination Advisory Committee
Meeting Minutes
June 7, 2023

Rosa Lasca
Sonni Charness
Sheila Jordan Jones, Independent Facilitator
Lourdes Guerrero, Guest
Evangeline Shiabata, Guest
Beata Farjami, Parent
Sauda Johnson McNeal, Guest
Ivon Muniz Diaz
John Barrera, Individual served by HRC
Selvin Arevalo, GT Independence
Edelmira Granados, Guest
Kim Vuong, Individual served by HRC
Lillian Martinez

Abbreviations

HRC: Harbor Regional Center
IF: Independent Facilitator
PCP: Person-Centered Plan
SCDD: State Council on Developmental Disabilities
SDP: Self-Determination Program
DVU: Disability Voices United
FMS: Financial Management Service
DDS: Department of Developmental Services
RFP: Request for Proposal
SDAC: Self-Determination Local Advisory Committee

Welcome:

Introductions of committee members and guests via the chat.

Approval of Minutes:

May 3, 2023 minutes were posted for review. Minutes were approved.

Harbor Regional Center Monthly Updates:

Bryan Sanchez presented the SDP data in a graph format via an “HRC SDP” Power Point presentation shared via Zoom.

- Soft Roll Out Participants
 - Total Participants Selected: **129**
 - Remained in SDP: **79**
 - Withdrew: **38**

HARBOR REGIONAL CENTER
Self Determination Advisory Committee
Meeting Minutes
June 7, 2023

- Moved out of State: **4**
 - Inactivated/Not DD: **5**
 - Transferred Out (to another RC): **3**
-
- Completed PCPs 120; 25 within the soft rollout and 99 from 7/2021 to 05/2023
 - Certified Budgets 199; 34 within the soft rollout and 165 from 7/2021 to 05/2023
 - Spending Plans 153; 29 within the soft rollout and 124 from 7/2021 to 05/2023
 - SDP Live 151; 28 within the soft rollout and 122 from 7/2021 to 05/2023
 - SDP by Ethnicity: 37 **Latino** participants, 55 **White/Caucasian** participants, 13 **African-American/Black** participants, 4 **Filipino** participants, 1 **Korean** participant, 1 **Guamanian** participant, 8 **multi-cultural** participants, 6 **other** participants, 6 **Other Asian** participants, 3 **Chinese** participants, 6 **Asian Indian** participants , 6 **Biracial** participants, 3 **Vietnamese** participants, and 3 **Japanese** participants.
 - SDP by Language: 123 English speaking participants, 26 Spanish-speaking participants, 1 Korean-speaking participant, and 1 Japanese-speaking participant.
 - Total Participants fully orientated 741,106 are in the follow up stages, 239 have chosen to withdraw and 245 in the unknown stage.
 - HRC shared what the role of the Participant Choice Specialist is and introduced the newest team members
 - Implementation Funds
 - HRC discussed the 2022-2023 Implementation funds of \$99,916.78 do not have an encumbrment date
 - Information was provided about the options the committee had on how they wanted to proceed
 - Goal is to have funds allocated by August
 - Input was requested from the committee
 - Korean SDP network
 - HRC discussed making sure all members of our community are appropriately trained by strengthening efforts
 - There was discussion about the fear of changing companies again

Naomi Hagel, Phoenix Facilitation LLC, presented data on individuals served through the coaching program by ethnicity, language, gender, and age. She talked about their outreach attempts and barriers they have encountered.

Statewide Updates:

N/A

HARBOR REGIONAL CENTER
Self Determination Advisory Committee
Meeting Minutes
June 7, 2023

Partner Updates:

Office of Clients and Rights Advocacy –

- No updates at this time.

SCDD-

- Flyers were provided and will be distributed to staff and community

○ **Fair Hearings:**

- No updates with fair hearing at this time.

Public Comments:

- Participant questioned what is causing individuals to opt out of SDP.
- Participant asked if HRC has seen a trend of individuals in SDP needing to reallocated funds to IF due to greater support needed.
- Participants shared their thoughts on the implementation funds and enhancing outreach.
- Participant shared their self-determination success story.

Next meeting: July 5, 2023 via Zoom 6PM – 8PM

Adjournment, Conclusion

Meeting was adjourned at 7:30 PM.

Minutes submitted by Jessica Sanchez.

Harbor Regional Center
Service Provider Advisory Committee (SPAC)
 June 6, 2023 10:00 a.m.
 Virtual via Zoom Meeting

Committee Participants

Member Name	Organization
Armand Garcia	Life Steps Foundation
Alex Saldana	Oxford Services
Anthony McConnell	Dungarvin
April Stover	Ability First
Baldo Paseta	Ideal Transit
Alicia Chavira	Ideal Transit
Christine Grant	Dungarvin
Darlene Williams	Ambitions
Dee Prescott	Easter Seals
Diane Sanka	Easter Seals
Lindsey Stone	ICAN CA
Maria Ortiz	Pathpoint
Nancy Langdon	Canyon Verde
Paul Quiroz	Cambrian Homecare
Sharon Oh	Share Speech
Verretta Boatner	Ca Mentor
Tiffany de la Torre	24 HR Home Care
Tiki Thompson	Person Centered Options
Elizabeth Ho	CBEM
Ali T.	New Leaf
Catherine	Not listed
Jose Ramirez	
Vivi Santillan	Best Buddies
Linda Whitford	Green Rose Homecare

HRC Staff Participating

Staff Name	Title
Patrick Ruppe	Executive Director
Heather Diaz	Community Services Director
Mercedes Lowery	Community Services Manager
Steve Goclowski	Clinical Services Manager
Elizabeth Garcia-Moya	Manager of Resource Development
Leticia Mendoza	Department Assistant Community Services
Brenda Bane	Provider Relations Specialist
Brian Carrillo	HCBS Specialist
Judy Wada	Chief Financial Officer
Vincente Miles	Manager of Emergency Services
April Burns	Department Assistance Finance
LaWanna Blair	Director of Early Childhood

Judy Taimi	Director of Adult Services
Mary Hernandez	Director of Case Management Support Services

Call to Order

Paul Quiroz, in behalf of Angie Rodriguez absence, called meeting at 10:03 a.m.

Sub-Committee Updates

Paul Quiroz and SPAC Chair Members. The subgroups continue to host individual sub-committee meetings to discuss current issues and concerns.

- **Sharon Oh – Early Start Chair** –provided an update on items discussed at their last meeting held 5/4/23. Continue to encourage the EI providers to sign up to complete the DDS reimbursement training under the American Rescue Plan Act Funds.
- **Diane Sanka- Day Programs Chair** -- provided an update on topics they discussed at the last meeting held on 5/17/23
 - Responsive to request for Medicaid Waiver Audit documents from HRC staff.
 - Continue to remind staff to encrypt emails to comply with Hipaa
 - Transportation to/from day services
 - Training Needs
- **Lindsey Stone- Supported Employment Chair**-provided an update on topics discussed at the last meeting held on 3/23/23
 - SEP providers & HRC held their quarterly meeting in April.
 - Grants opportunity available through The L.A. County Dept of Economic Opportunity for small and nonprofit organizations affected by COVID. For more information, visit grants.lacounty.gov. Linsey encouraged the committee to apply for the grants available.
- **Armand Garcia –Presented in behalf of Robert T. –SLS / ILS Chair** - provided update on meeting held on with SLS providers on 4/13/23.
 - New Leaf Supportive Services agency, money management participated in the meeting to present overview of their services.
 - Next SLS provider meeting to be schedule in June. Date to be determined.
- **Darlene W- Residential Chair**- Unable to join due to connection issues.
- **Paul Quiroz–Support Services, Chair** – Next meeting scheduled on 6/19/23.
- **Baldo Paseto- Transportation Chair**- Shared their concern of the recent fuel cut cost and non-ambulatory rates. Patrick Ruppe invited Baldo and the transportation providers to schedule a follow up meeting with HRC to discuss the above concerns and for a possible resolution.

HRC Blood Drive

Vincente Miles, Manager of Emergency Services shared information on the upcoming collaboration with HRC and American Red Cross.

- HRC will be hosting a blood donation drive on July 10th and July 17th at both Torrance and Long Beach office.

He encouraged service providers to attend and share information with their families. HRC goal is to have at least 30 people participate at each event. RSVP link provided to sign up Go to [HTTPS://WWW.REDCROSSBLOOD.ORG/GIVE.HTML/CREATE-MY-ACCOUNT](https://www.redcrossblood.org/give.html/create-my-account).

- Vincente also informed the committee that HRC is currently exploring to revise the Emergency Preparedness Plan. He encouraged the service providers to also take the time to review their own plans ensure it current a reflective to their program designs.

Budget and Rates

Judy Wada shared an overview presentation on the Budget and Rates.

- FY 2022-23 Allocation and PEP
 - HRC Caseloads continue to have growth by 5.1% by 5/31/23
- May Revise DDS Budget for FY 2022-23 – FY 2023-24
 - 31 billion deficit, however regional centers appeared to be okay
 - Regional Center caseload projected growth by 24,552
 - Community Services budget increased 15.1 %
 - No cuts projected for regional centers
- May Revise Highlights
 - FY 2022-2023
 - RC Operations Reduced Caseload Ratio for 0-5
 - POS Social Rec & Camp decrease/reforecast
 - FY 2023-2024
 - Coordinated Family Support Services
 - Service Provider Rate Reform for ILS
 - POS Caseload Growth/Utilization
 - Full year cost Service Provider Rate Reform
 - Full year cost MW increases
 - Full year cost Soc Rec & Camp
 - Provisional Eligibility 0 to 4
- Rate Study Implementation
 - 4/1/2022 - 25% of difference between March 31, 2022 and applicable rate model
 - 1/1/2023 -50% of difference between March 31, 2022 rate and applicable rate model
 - 7/1/2024 -Full implementation of rate models with 2 payment components:
 - Base Rate equaling 90% of the rate model
 - Quality Incentive Program component of up to 10% of the rate model
 - Rate Study Implementation includes:
 - Creation and consolidation of service codes
 - Changes to billing units
 - 6/30/2026 -DDS hold harmless policy for providers whose 1/1/2023 rates exceed 90% of the rate model until 6/30/2026, after which time base rates shall be adjusted to the base rates for other providers in that service category and region.

Medicaid Waiver Audit

Elizabeth Garcia Moya reminded the committee of the upcoming MW audit for HRC in July.

Encouraged providers to be responsive to requests from DCS staff for updated documents needed.

- MW Audit will be 07/10/23-07/28/23
- Week 1: 07/10-07/14 record view remotely
- Week 2: 07/17-07/14 in-person visits
- 6 days programs & 6 residential
- Week 3: 07/22-07/28
- In-person (at HRC) record review of vendor files
- MW audit review period 04/01/2022-03/31/2023

HRC insurance coverage requirement:

Elizabeth informed service providers of the insurance requirement expectations

- General Liability \$1,000,000 per occurrence/\$3,000,000 aggregate
- Abuse & Molestation Liability \$1,000,000 per occurrence/\$3,000,000 aggregate
- Professional Liability \$1,000,000 per occurrence/\$3,000,00 aggregate
- Auto Liability \$1,000,000 per occurrence (If no owned or leased vehicles, Non-Owned & Hired Auto Liability with \$1,000,000 per occurrence)
- HRC Additional insured endorsement & certificate holder that applies to General Liability, Abuse Liability, and Professional Liability
- Worker's Compensation with Employer Liability limit of \$1,000,000 per occurrence

Request for Proposals projects:

Elizabeth provided an update on the current HRC RFP's

- Financial Management Services (FMS)
- Enhanced Behavioral Supports Home (EBSH)-Children & Adults
- Day Program
- Gender Inclusive Licensed Home-4I
- Family Home Agency-FHA
- Deaf & Hard of Hearing Licensed Home-4I
- Behavior Respite Services
- Housing Development Organization (HDO) for the acquisition of a family home for the development of an ARFPSHN

HCBS Update

Brian Carrillo provided update on the next steps for HCBS:

- Service Provider ongoing trainings
- ALO-Remediation Clinics
- IntellectAbility-Person-Centered Thinking

Some service providers suggested more trainings needed to their staff on HCBS, client choice & terminology.

Correction Action Plans (CAPS) and Plan of Action (POCS)

Mercedes provided update on the ongoing HRC collaboration & service providers to ensure the CAPS are completed and submitted to HRC per Title 17 regulations. Providers have 30 days to correct deficiencies. Copies of plans are to be submitted to DDS and CCL.

Transportation

Brenda Bane provided an update on the current effort for transportation resources.

- Health and Safety Waiver process

- Current Licensed Homes interest to be vendored to provide transportation
- Day programs
- Participant-Directed Transportation
- Generic

LADH Update

Steve Goclowski presented the latest update from LA County Health Officer Orders Issued 3/30/23

- Employees who work in Healthcare Facilities and with individuals who are at high-risk shall wear a well-fitting mask when providing care or working in-person with patients, clients and residents and when in patient care areas in healthcare and direct care settings.
- Masks not required when no patient, client or resident is present.
- Applies to all regional center employees, as well as service providers, who provide services to a consumer through the network of Regional Centers serving individuals with developmental disabilities, except for those workers who only provide services to a recipient with whom they live or who are a family member of the recipient for whom they provide services.

Reimbursement for Early Start Provider Training

Steve Goclowski presented on the current Reimbursement for Early Start Service Provider Training administered through CA DDS under the American Rescue Plan Act (ARPA) Funds.

- Staff time reimbursement for attending training:
 - Actual cost of staff time spent up to maximum of \$50/hour, whichever is lower
 - Reimbursement for cost of training (though many are free)
 - Training must be at least one hour in duration
- Approved trainings can be found at:
 - <https://earlystartneighborhood.org/professional-development/list-of-trainings/>
- Providers wanting to provide trainings not on the list may submit a training request to:
 - <https://app.smartsheet.com/b/form/8fc56f102e744e6d9df048270e3d9e22>

Providers are encouraged to apply by contacting Steve.Goclowski@harborrc.org.

- HRC Website link to info:

<https://www.harborrc.org/pod/2023-early-start-training-reimbursement-program>

Addressing Homelessness

Paul Quiroz shared the current obstacles with homelessness with their program. Other committee members shared similar obstacles with the constant encampments outside their programs and possible dangers to clients and families. Programs located from Long Beach, Carson to San Pedro constantly have the need to contact the local police department for support to remove homeless encampments. Some providers have now implemented security guards at night due to constant break ins to programs, vans, catalytic converter thefts and also staff automobiles. The committee expressed the high cost spent on vandalism and frustrated of not having a resolution of the homelessness crisis. One transportation provided had 44 buses stolen! However recognize the need of Mental Health services needed to them.

Next Meeting scheduled for 8/1/2023

Meeting Adjourn 11:20 a.m.



PUBLIC COMMENT

- ❖ We have arrived at the time on the agenda for public comment.
- ❖ **Participants should now turn the “interpreter” icon at the bottom of your screen back to English.**
- ❖ To ask the Board a question, please use the **RAISE YOUR HAND feature**. To make a comment, please use the CHAT feature
- ❖ We request that you please limit your comments to 5 minutes.

THANK YOU!

INFORMACIÓN DE CONTACTO

❖ Para contactar a la Oficina Ejecutiva:

Patrick Ruppe, Director ejecutivo	(310) 543-0632
Jennifer Lauro, Asistente ejecutivo	(310) 543-0632
Jesús Jimenez, Asistente bilingüe de la Oficina Ejecutiva	(310) 543-0606

❖ Para ponerse en contacto con nuestra Junta, envíe un correo electrónico a: publicinput@harborrc.org

❖ Para localizar a su Coordinador de servicios visite: <https://www.harborrc.org/post/contact-our-staff>

❖ Para presentar una queja sobre el HRC, or uno de nuestros empleados, proveedores de servicios, o para **solicitar una apelación**, vaya a: <https://www.harborrc.org/appeals-and-complaints>



CONTACT INFO

❖ **To contact the Executive Office:**

Patrick Ruppe, Executive Director	(310) 543-0632
Jennifer Lauro, Executive Assistant	(310) 543-0632
Jesus Jimenez, Bilingual Executive Office Assistant	(310) 543-0606

❖ **To contact our Board**, submit an email to:

publicinput@harborrc.org

❖ **To locate your Service Coordinator:**

<https://www.harborrc.org/post/contact-our-staff>


❖ **To file a complaint** about HRC, or one of our employees or service providers and or to request an appeal, go to:

<https://www.harborrc.org/appeals-and-complaints>





ADJOURNMENT



Next Business Meeting of the Board

September 19, 2023